

2023-24 Demographic and Health Survey

Key Indicators Report

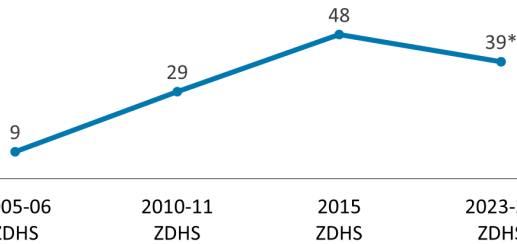
Fact Sheet



Zimbabwe

Trends in Insecticide-treated Net (ITN) Ownership

Percent of households with at least one ITN

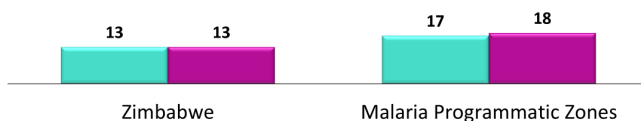


* In the Malaria Programmatic Zones, 47% of households own at least one ITN

ITN Use Among Children and Pregnant Women

Percent of children under 5 and pregnant women age 15-49 who slept under an ITN the night before the survey

■ Children ■ Pregnant Women



GOVERNMENT OF ZIMBABWE

For additional information on the results of the 2023-24 Zimbabwe Demographic and Health Survey Key Indicators Report (KIR), please contact:

In Zimbabwe:

Zimbabwe National Statistics Agency
 P.O. Box CY 342, Causeway
 Harare, Zimbabwe
 Telephone: +263-242-703971/7
 Email: dg@zimstat.co.zw; www.zimstat.co.zw

In USA:

The DHS Program
 530 Gaither Road, Suite 500; Rockville, MD 20850 USA
 Telephone: +1-301-407-6500; Fax: +1-301-407-6501
 Email: info@DHSprogram.com; www.DHSprogram.com
 The 2023-24 Zimbabwe Demographic and Health Survey (ZDHS) was implemented by the Zimbabwe National Statistics Agency. The funding for the ZDHS was provided by the Government of Zimbabwe, the United States Agency for International Development (USAID), the United Nations Population Fund (UNFPA), and the Global Fund (GF). ICF provided technical assistance through The DHS Program, a USAID-funded project providing support and technical assistance in the implementation of population and health surveys in countries worldwide.

The contents of this presentation are the sole responsibility of ZIMSTAT and ICF and do not necessarily reflect the views of USAID, the United States Government, or other donor agencies.



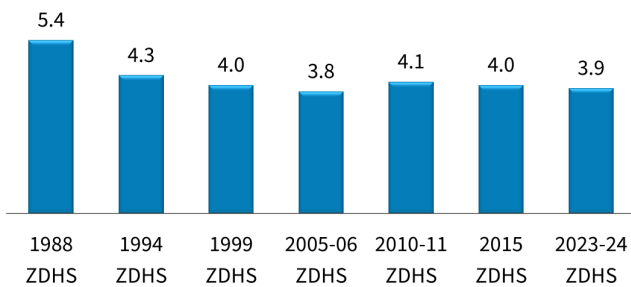
2023-24 Zimbabwe Demographic and Health Survey (ZDHS)

The 2023-24 Zimbabwe Demographic and Health Survey (ZDHS) provides data for monitoring the health situation of the population in Zimbabwe. The 2023-24 ZDHS is the 7th Demographic and Health Survey conducted in the country. The survey is based on a nationally representative sample and provides estimates at the national and regional levels, as well as for urban and rural areas.

	Number interviewed	Response rate
Households	10,725	99%
Women 15-49	9,666	97%
Men 15-49	4,185	92%

Fertility Trends

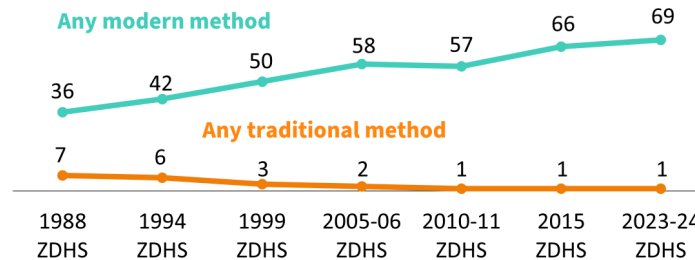
Births per woman for the 3-year period before the survey



23% of young women age 15-19 have ever been pregnant.

Trends in Family Planning

Percent of married women age 15-49 using:



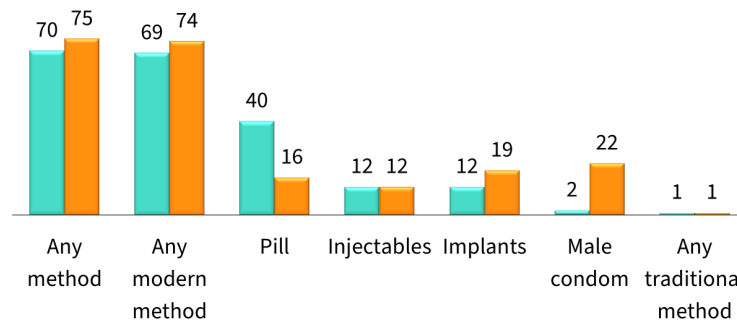
Nearly 3 out of 4

women age 15-49 had 4 or more ANC visits during their most recent pregnancy

Current Use of Family Planning

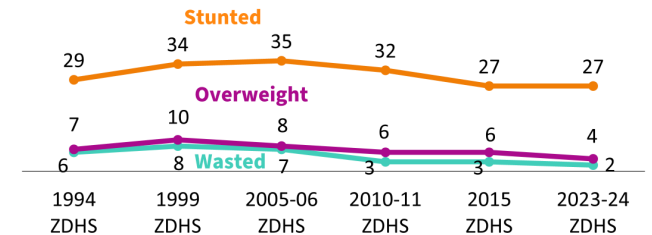
Percent of women age 15-49 who use:

■ Married women ■ Sexually active, unmarried women



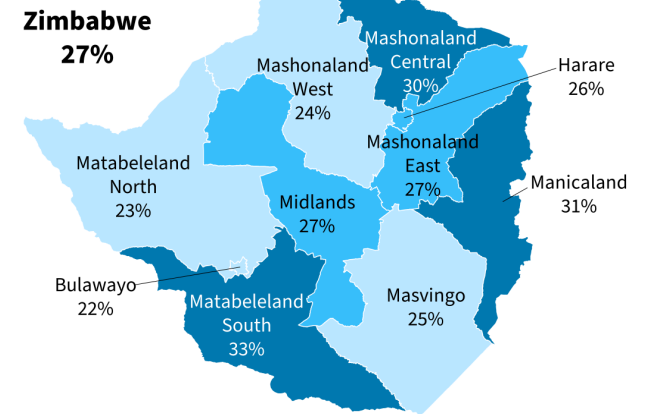
Trends in Nutritional Status of Children

Percent of children under 5



Stunting by Province

Percent of children under 5 who are stunted



72% of children age 12-23 months have been full vaccinated against basic antigens.

