


**2024 FIRST  
QUARTER  
CRIME  
STATISTICS  
REPORT**



## Table of Contents

List of Tables.....	ii
Acronyms and Abbreviations.....	iii
Preface .....	v
1.0 Introduction .....	6
1.1 Trends in Police Recorded Crime .....	7
Appendix 1: Correspondence Table between the United Nations International Classification of Crime for Statistical Purposes (ICCS) and the National Crime Classification used by the Zimbabwe Republic Police .....	14

**List of Tables**

Table 1: Police Recorded Crime by Type of Offence, First Quarter 2024 ..... 9  
Table 2: Police Recorded Crime by Province, First Quarter 2024..... 10  
Table 3: Police Recorded Crime by Persons Charged, Type of Offence and Sex, First  
Quarter 2024..... 11  
Table 4: Detailed List of Police Recorded Crime by Type of Offence, First Quarter 2024 12

## **Acronyms and Abbreviations**

CJSS	Criminal Justice Statistics System
ICCS	International Classification of Crime for Statistical Purposes
NSS	National Statistical System
SDGs	Sustainable Development Goals
UN	United Nations
UNODC	United Nations Office on Drugs and Crime
ZIMSTAT	Zimbabwe National Statistics Agency
ZRP	Zimbabwe Republic Police

The 2024 1<sup>st</sup> Quarter Crime Statistics Report is produced by the Zimbabwe National Statistics Agency (ZIMSTAT).

Additional information about the report may be obtained from:

E-mail: [pr@zimstat.co.zw](mailto:pr@zimstat.co.zw);

Website: <http://www.zimstat.co.zw>;

twitter: @zimstat;

Telephone: (263) 242706681-8

Recommended Citation:

Zimbabwe National Statistics Agency (ZIMSTAT)

2024 First Quarter Crime Statistics Report

## **Preface**

The Zimbabwean community has of late experienced more incidences of crime that include theft, robbery, sexual offences, drug-related crimes and murder. Such vices leave society entangled with emotional, psychological and physical damage. In addition, acts of crime may result in tensions within families, financial losses, expenditures on private deterrence, mental disorders and loss of life. At the Government level, expenditures associated with law enforcement and criminal justice are incurred at the expense of social service delivery.

To this end, the production of crime statistics informs policy development and planning in the criminal justice system. Further, crime statistics expose crime trends in communities thereby enabling law enforcement arms to develop strategic interventions to curtail growth in crime rates.

The information contained in this publication is based on data collected from the Zimbabwe Republic Police (ZRP) Crime Report and Disposal System. The crime statistics herein are aggregated based on the United Nations International Classification of Crime for Statistical Purposes (ICCS) adopted in 2016.

The ICCS provides a framework for the systematic production and comparison of statistical data across different criminal justice institutions and jurisdictions. We acknowledge that the information on crime presented in this publication is not exhaustive due to limitations on recorded data.

I would like to take this opportunity to extend my appreciation to our technical partners, the ZRP for the provision of data and to the United Nations Office on Drugs and Crime (UNODC) for guidance in the use of the ICCS.

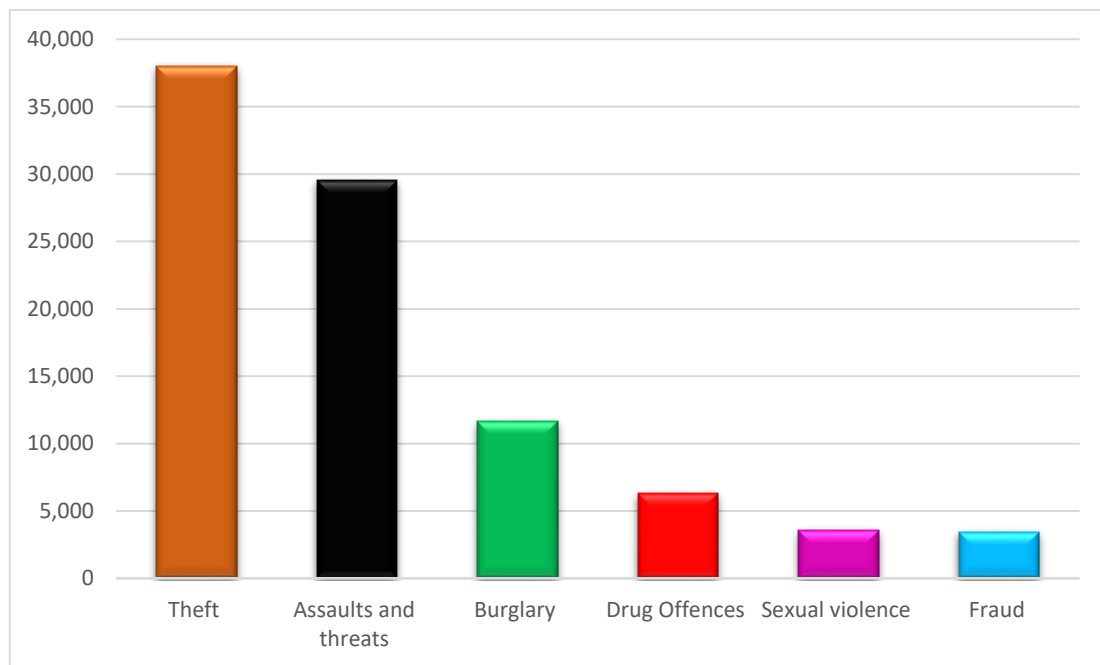
Aluwisio Mukavhi  
**ACTING DIRECTOR-GENERAL**

## 1.0 Introduction

ZIMSTAT publishes statistics on levels and trends of crime in Zimbabwe based on police-recorded crime data, collected monthly. Recorded crime figures exclude crimes that have not been reported to the police or incidents that the police decide not to record as crimes.

### Highlights of Reported Crimes

*Figure 1* shows highlights of offences reported during the first quarter of 2024.

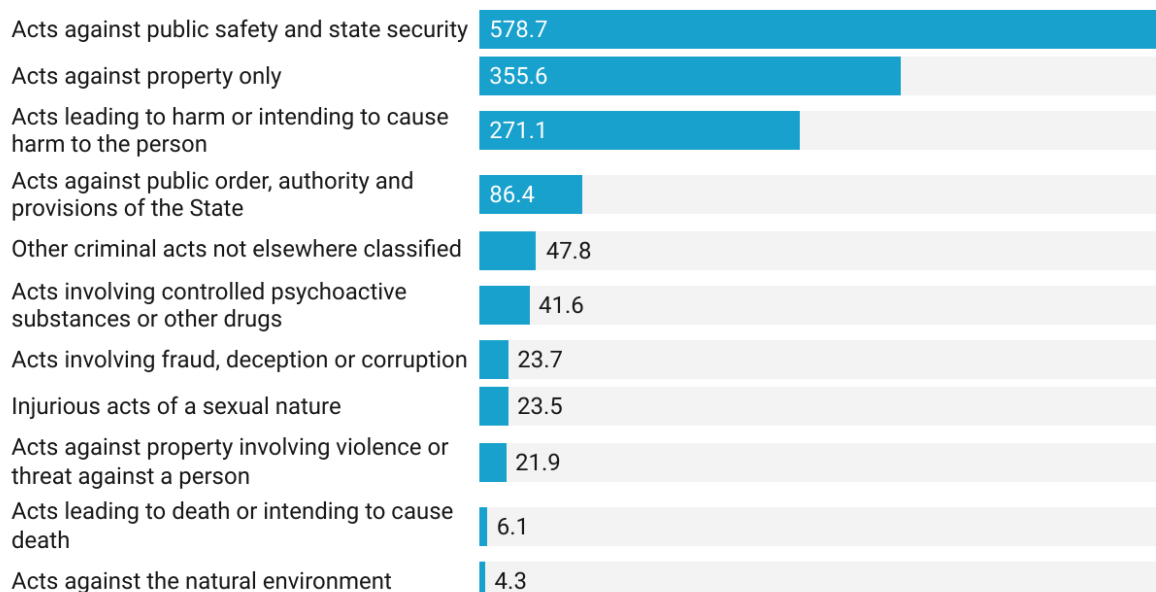


*Figure 1: Highlights of Offences Committed in the First Quarter of 2024*

## 1.1 Trends in Police Recorded Crime

The police recorded 221,704 offences over the period from January to March 2024. The recorded offences rose by 108 cases from 221,596 offences recorded in the fourth quarter of 2023.

The national crime rate was 1,460.6 crimes per 100,000 people, a slight uptick from 1,459.9 per 100,000 observed in the fourth quarter of 2023. (*Table 1*). This implies that for every 100,000 people, 1,461 crimes were recorded. Further, *Figure 2.1* depicts the crime rates per 100,000 population for the types of offences. The crime rate for offences committed against public order and state security was 578.7 per 100,000 population, a decline from 587.9 per 100,000 recorded in the fourth quarter of 2023.



*Figure 2.1: Crime Rates among the Different Types of Offences*

Vulnerability to crime varies by province as shown in *Table 2*. In Harare, Bulawayo and Midlands Provinces, vulnerability to crime was above the national



average. The crime rate in Harare Province nearly doubled the national crime rate, at 2,877.5 per 100,000 people against the national average of 1,460.6.

Of the 221,704 cases recorded in the first quarter of 2024, crimes against *public safety and state security* were the most common with 87,834 cases recorded. The second most common type of crime recorded was *Acts against property only*, with 53,975 cases. *Acts leading to harm or intending to cause harm to the person* were 41,143.

The total number of persons charged by the police for all offences was 164,461, of which 88 per cent were male, (*Table 3*). The rate for charged persons for all offences increased to 1,083.5 per 100,000 people from 1,068.7 in the previous quarter. The rate for charged males for all offences was 1,975.9 persons per 100,000 males, while it was 259 for females, using the same weight.

**Table 1: Police Recorded Crime by Type of Offence, First Quarter 2024**

	Offences reported	
	Number	Rate ( per 100,000 population)
1 <sup>st</sup> Quarter 2023	206,300	1,359.1
2 <sup>nd</sup> Quarter 2023	178,031	1,172.9
3 <sup>rd</sup> Quarter 2023	182,427	1,201.8
4 <sup>th</sup> Quarter 2023	221,596	1,459.9
<b>1<sup>st</sup> Quarter 2024</b>	<b>221,704</b>	<b>1,460.6</b>
Acts leading to death or intending to cause death	921	6.1
Acts leading to harm or intending to cause harm to the person	41,143	271.1
Injurious acts of a sexual nature	3,563	23.5
Acts against property involving violence or threat against a person	3,319	21.9
Acts against property only	53,975	355.6
Acts involving controlled psychoactive substances or other drugs	6,311	41.6
Acts involving fraud, deception or corruption	3,599	23.7
Acts against public order, authority and provisions of the State	13,121	86.4
Acts against public safety and state security	87,834	578.7
Acts against the natural environment	657	4.3
Other criminal acts not elsewhere classified	7,261	47.8

**Table 2: Police Recorded Crime by Province, First Quarter 2024**

	Offences reported											Total	Rate (per 100,000 population)
	Acts leading to death or intending to cause death	Acts leading to harm or intending to cause harm to the person	Injurious acts of a sexual nature	Acts against property involving violence or threat against a person	Acts against property only	Acts involving controlled psychoactive substances or other drugs	Acts involving fraud, deception or corruption	Acts against public order, authority and provisions of the State	Acts against public safety and state security	Acts against the natural environment	Other criminal acts not elsewhere classified		
1 <sup>st</sup> Quarter 2023	885	37,562	3,151	2,794	52,575	6,885	2,888	11,793	78,864	713	8,190	206,300	1,359.1
2 <sup>nd</sup> Quarter 2023	1,010	38,121	2,662	2,992	49,515	4,338	2,895	8,066	56,734	752	10,946	178,031	1,172.9
3 <sup>rd</sup> Quarter 2023	1,098	36,863	2,737	2,902	49,539	3,820	3,237	8,721	65,173	669	7,668	182,427	1,201.8
4 <sup>th</sup> Quarter 2024	1,061	41,372	3,112	2,998	52,598	6,802	3,330	13,777	89,244	697	6,605	221,596	1,459.9
<b>1<sup>st</sup> Quarter 2024</b>	921	41,143	3,563	3,319	53,975	6,311	3,599	13,121	87,834	657	7,261	221,704	1,460.6
Bulawayo	60	2,114	171	444	3,665	1,711	255	1,892	6,908	11	1,004	18,235	2,738.4
Manicaland	81	2,796	373	161	4,498	166	199	395	4,097	34	404	13,204	648.0
Mashonaland Central	65	2,135	269	138	2,841	150	135	409	13,586	67	316	20,111	1,452.2
Mashonaland East	70	2,301	438	170	3,514	103	125	499	12,301	38	371	19,930	1,151.3
Mashonaland West	131	3,652	454	344	5,116	222	226	655	2,691	123	342	13,956	737.0
Matabeleland North	56	1,171	205	92	1,505	330	45	559	2,225	88	244	6,520	787.8
Matabeleland South	92	1,034	222	183	1,603	780	65	1,062	3,280	116	885	9,322	1,226.0
Midlands	130	4,526	393	631	5,624	375	313	962	14,447	98	893	28,392	1,567.0
Masvingo	79	1,778	347	243	3,070	311	192	2,803	12,528	61	780	22,192	1,354.4
Harare	157	19,636	691	913	22,539	2,163	2,044	3,885	15,771	21	2,022	69,842	2,877.5

**Table 3: Police Recorded Crime by Persons Charged, Type of Offence and Sex, First Quarter 2024**

	Persons Charged					
	Total		Male		Female	
	Number	Rate ( per 100,000 population)	Number	Rate ( per 100,000 population)	Number	Rate ( per 100,000 population)
1 <sup>st</sup> Quarter 2023	147,526	971.9	131,230	1,800.3	16,296	206.6
2 <sup>nd</sup> Quarter 2023	121,742	802.1	107,967	1,481.2	13,775	174.6
3 <sup>rd</sup> Quarter 2023	125,433	826.4	110,696	1,518.6	14,737	186.8
4 <sup>th</sup> Quarter 2023	162,221	1,068.7	142,400	1,953.5	19,821	251.2
<b>1<sup>st</sup> Quarter 2024</b>	<b>164,461</b>	<b>1,083.5</b>	<b>144,028</b>	<b>1,975.9</b>	<b>20,433</b>	<b>259.0</b>
Acts leading to death or intending to cause death	717	4.7	655	9.0	62	0.8
Acts leading to harm or intending to cause harm to the person	26,526	174.8	23,423	321.3	3,103	39.3
Injurious acts of a sexual nature	2,457	16.2	2,424	33.3	33	0.4
Acts against property involving violence or threat against a person	761	5.0	732	10.0	29	0.4
Acts against property only	16,402	108.1	14,708	201.8	1,694	21.5
Acts involving controlled psychoactive substances or other drugs	6,531	43.0	5,712	78.4	819	10.4
Acts involving fraud, deception or corruption	1,961	12.9	1,557	21.4	404	5.1
Acts against public order, authority and provisions of the State	13,163	86.7	8,816	120.9	4,347	55.1
Acts against public safety and state security	86,121	567.4	78,204	1,072.9	7,917	100.3
Acts against the natural environment	780	5.1	757	10.4	23	0.3
Other criminal acts not elsewhere classified	9,042	59.6	7,040	96.6	2,002	25.4

**Table 4: Detailed List of Police Recorded Crime by Type of Offence, First Quarter 2024**

Type of Offence	Offences Reported	
	Number	Rate ( per 100,000 population)
<b>Acts leading to death or intending to cause death</b>	<b>921</b>	<b>6.1</b>
Intentional homicide	266	1.8
Attempted intentional homicide	301	2.0
Non-intentional homicide	327	2.2
Assisting or instigating suicide	0	0.0
Illegal feticide	27	0.2
Other acts leading to death or intending to cause death	0	0.0
<b>Acts causing harm or intending to cause harm to the person</b>	<b>41,143</b>	<b>271.1</b>
Assaults and threats	29,550	194.7
Acts against liberty	125	0.8
Trafficking in persons (TIP)	1	0.0
Coercion	117	0.8
Negligence	1,276	8.4
Dangerous acts	9,778	64.4
Acts intended to induce fear or emotional distress	12	0.1
Defamation or insult	266	1.8
Discrimination	7	0.0
Acts that trespass against the person	11	0.1
<b>Injurious acts of a sexual nature</b>	<b>3,563</b>	<b>23.5</b>
Sexual violence	3,562	23.5
Sexual exploitation	1	0.0
<b>Acts against property involving violence or threat against a person</b>	<b>3,319</b>	<b>21.9</b>
Robbery	3,319	21.9
<b>Acts against property only</b>	<b>53,975</b>	<b>355.6</b>
Burglary	11,661	76.8
Theft	38,042	250.6
Intellectual property offences	22	0.1
Property damage	3,808	25.1
Other acts against property only	442	2.9
<b>Acts involving controlled drugs or other psychoactive substances</b>	<b>6,311</b>	<b>41.6</b>
Unlawful acts involving controlled drugs or precursors	2,177	14.3
Unlawful acts involving alcohol, tobacco or other controlled substances	4,109	27.1
Other acts involving controlled drugs or other psychoactive substances	25	0.2

**Table 4: (Continued) Detailed List of Police Recorded Crime by Type of Offence, First Quarter 2024**

Type of Offence	Offences Reported	
	Number	Rate ( per 100,000 population)
<b>Acts involving fraud, deception or corruption</b>	<b>3,599</b>	<b>23.7</b>
Fraud	3,455	22.8
Forgery/counterfeiting	59	0.4
Corruption	83	0.5
Acts involving the proceeds of crime	2	0.0
<b>Acts against public order, authority and provisions of the State</b>	<b>13,121</b>	<b>86.4</b>
Acts against public order behavioural standards	3,500	23.1
Acts against public order sexual standards	60	0.4
Acts contrary to public revenue or regulatory provisions	2,005	13.2
Acts related to migration	561	3.7
Acts against the justice system	949	6.3
Acts contrary to labour law	0	0.0
Other acts against public order, authority and provisions of the State	6,046	39.8
<b>Acts against public safety and state security</b>	<b>87,834</b>	<b>578.7</b>
Acts involving weapons, explosives and other destructive materials	201	1.3
Acts against computer systems	61	0.4
Acts against state security	15	0.1
Terrorism	0	0.0
Non-injurious traffic violations	87,557	576.8
<b>Acts against the natural environment</b>	<b>657</b>	<b>4.3</b>
Trade or possession of protected or prohibited species of fauna and flora	223	1.5
Acts that result in the depletion or degradation of natural resources	434	2.9
<b>Other criminal acts not elsewhere classified</b>	<b>7,261</b>	<b>47.8</b>
Acts contrary to youth regulations and acts on minors	21	0.1
Other criminal acts not elsewhere classified	7,240	47.7

**Appendix 1: Correspondence Table between the United Nations International Classification of Crime for Statistical Purposes (ICCS) and the National Crime Classification used by the Zimbabwe Republic Police**

International Classification of Crime for Statistical Purposes		ZRP Crime Code
<i>Section 01 Acts leading to death or intending to cause death</i>		
0101	Intentional homicide	402: 409-12
0102	Attempted intentional homicide	413-14
0103	Non-intentional homicide	403
0104	Assisting or instigating suicide	404
0105	Euthanasia	
0106	Illegal feticide	405-6
0107	Unlawful killing associated with armed conflict	
0109	Other acts leading to death or intending to cause death	
<i>Section 02 Acts causing harm or intending to cause harm to the person</i>		
0201	Assaults and threats	301-3:305-8:11701-11712:11103
0202	Acts against liberty	1014-1017:6806-6809:6803-6805:11101
0203	Slavery and exploitation	
0204	Trafficking in persons (TIP)	6901-6912
0205	Coercion	932,933
0206	Negligence	1001,1002:14004:407
0207	Dangerous acts	808-811:14003:14007:14005:14006
0208	Acts intended to induce fear or emotional distress	10528
0209	Defamation or insult	6810-6813
0210	Discrimination	10525
0211	Acts that trespass against the person	2401-02
0219	Other acts causing harm or intending to cause harm to the person	
<i>Section 03 Injurious acts of a sexual nature</i>		
0301	Sexual violence	501-504:601-604:701-711
0302	Sexual exploitation	902-907: 909-915:
0309	Other injurious acts of a sexual nature	
<i>Section 04 Acts against property involving violence or threat against a person</i>		

0401	Robbery	2201-2212
0409	Other acts against property involving violence	
<i>Section 05 Acts against property only</i>		
0501	Burglary	1413-17:1432-33
0502	Theft	1401-1412:1430-31: 1610-1617: 1434-37
0503	Intellectual property offences	4103
0504	Property damage	1418-20: 11102
0509	Other acts against property only	10530
<i>Section 06 Acts involving controlled drugs or other psychoactive substances</i>		
0601	Unlawful acts involving controlled drugs or precursors	6711-50
0602	Unlawful acts involving alcohol, tobacco or other controlled substances	4013: 4016-18
0609	Other acts involving controlled drugs or other psychoactive substances	4006
<i>Section 07 Acts involving fraud, deception or corruption</i>		
0701	Fraud	1201
0702	Forgery/counterfeiting	1202-3
0703	Corruption	12901-5
0704	Acts involving the proceeds of crime	1204-5
0709	Other acts involving fraud, deception or corruption	
<i>Section 08 Acts against public order, authority and provisions of the State</i>		
0801	Acts against public order behavioural standards	10519-21:10524:10527:10529
0802	Acts against public order sexual standards	802-805:901,908, 2518
0803	Acts related to freedom of expression or control of expression	
0804	Acts contrary to public revenue or regulatory provisions	4004-5: 4015: 4007:4002: 4101: 4102
0805	Acts related to migration	4014
0806	Acts against the justice system	12801: 12082: 12083: 12804: 801: 10523
0807	Acts related to democratic elections	
0808	Acts contrary to labour law	
0809	Other acts against public order, authority and provisions of the State	10510-14: 4020:4019: 4029



<i>Section 09 Acts against public safety and state security</i>		
0901	Acts involving weapons, explosives and other destructive materials	4008-10: 2507-09: 10522: 10526:11104
0902	Acts against health and safety	
0903	Acts against computer systems	7601-7609
0904	Acts against state security	2501-2503:2512-16
0905	Acts related to an organized criminal group	
0906	Terrorism	2504-06 :2510: 2517
0907	Non-injurious traffic violations	13501-06:14001-02 :14006: 14008-23: 14501-11
0909	Other acts against public safety and state security	
<i>Section 10 Acts against the natural environment</i>		
1001	Acts that cause environmental pollution or degradation	
1002	Acts involving the movement or dumping of waste	
1003	Trade or possession of protected or prohibited species of fauna and flora	4021-24
1004	Acts that result in the depletion or degradation of natural resources	4011: 4026: 4028: 4025:4012
1009	Other acts against the natural environment	
<i>Section 11 Other criminal acts not elsewhere classified</i>		
1101	Acts under universal jurisdiction	
1102	Acts contrary to youth regulations and acts on minors	712-13:911- 13:1019-20:6804
1109	Other criminal acts not elsewhere classified	10536:4001:4003:4 030:15001:15002:1 5003:11105:11106