

2024 FIRST QUARTER INTERNATIONAL MIGRATION STATISTICS

**Perfect Makumbe
Demographic Analysis Manager
June 2024**

Outline of Presentation

- Concepts and definitions
- 2024 First Quarter Arrivals by Category
- 2023/24 First Quarter Arrivals Comparison
- 2024 First Quarter Visitors from Abroad by Purpose of Visit
- 2023/24 First Quarter Visitors from Abroad by Purpose of Visit Comparison
- 2024 First Quarter Visitors by Selected Source Countries
- 2024 First Quarter Visitors by Mode of Transport Used
- 2024 First Quarter Visitors who used Road Transport by Port of Entry
- 2024 First Quarter Visitors who used Air Transport by Port of Entry

Concepts and Definitions

Immigrants include:

- Former residents of other countries intending to remain in Zimbabwe for at least twelve months.
- Temporary residents taking up employment for a period of less than 12 months.
- Returning former residents who had declared themselves as emigrants when they left the country and had been away for at least one year.

Emigrants are:

- Persons who on departure declared that they are departing for a period of at least one year.
- Persons who recorded themselves as visitors but stayed in Zimbabwe for at least one year

Concepts and Definitions

Visitors from abroad are:

- Residents of other countries who visit and stay in Zimbabwe for a period less than twelve months
- In-transit visitors who enter Zimbabwe enroute to other destinations and spend less than two nights in passing through the country

Residents are:

- Zimbabwean nationals who depart the country for periods not exceeding twelve months

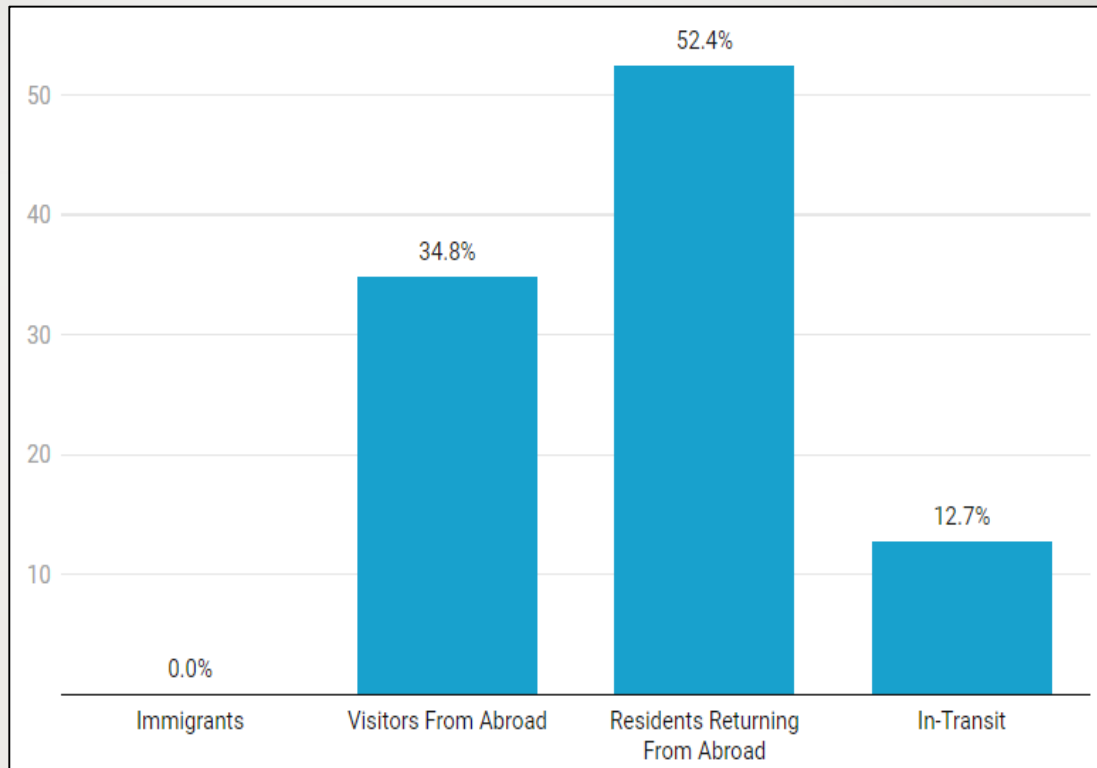
2024 First Quarter Arrivals by Category

Zimbabwe recorded a total of **851,592** arrivals during the first quarter of 2024

Of these, **52.4%** were returning residents,

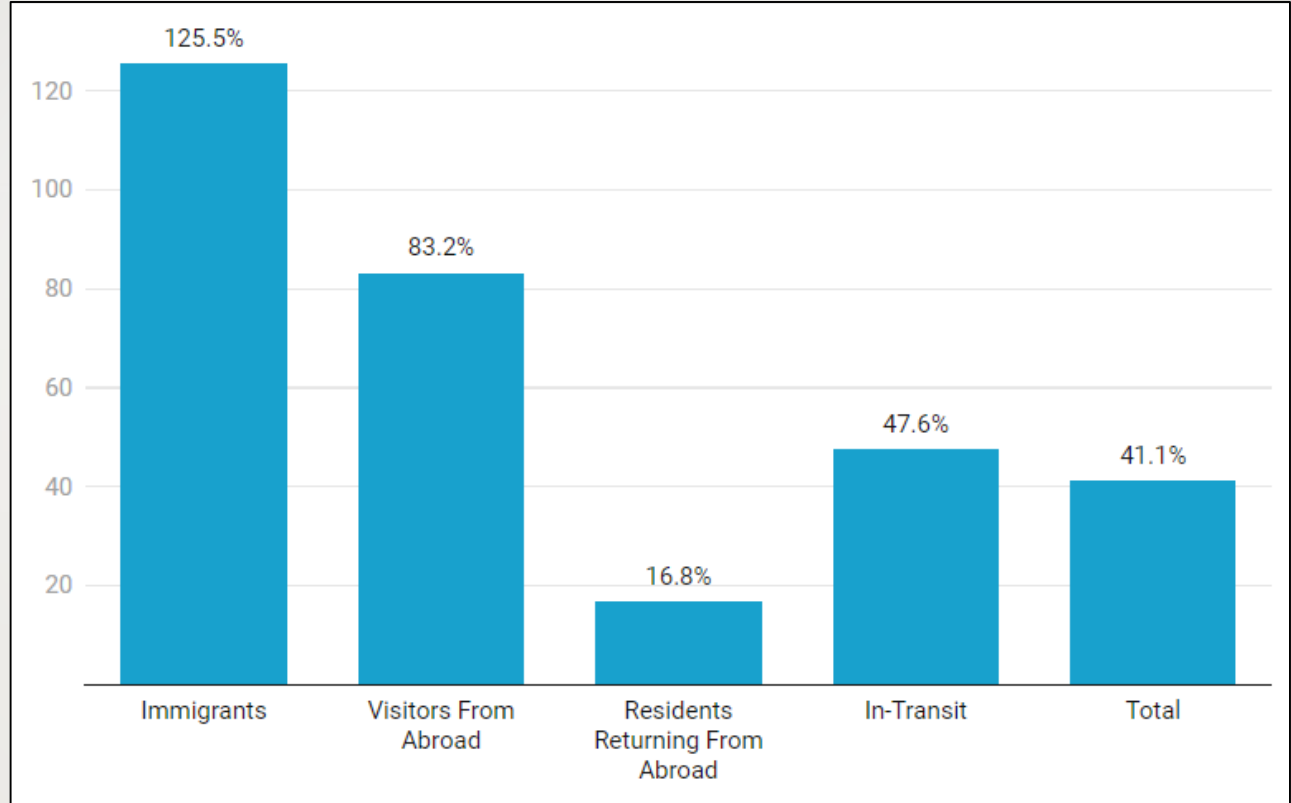
*Returning residents are only measured on arrival at points of entry.

34.8% were visitors from abroad.



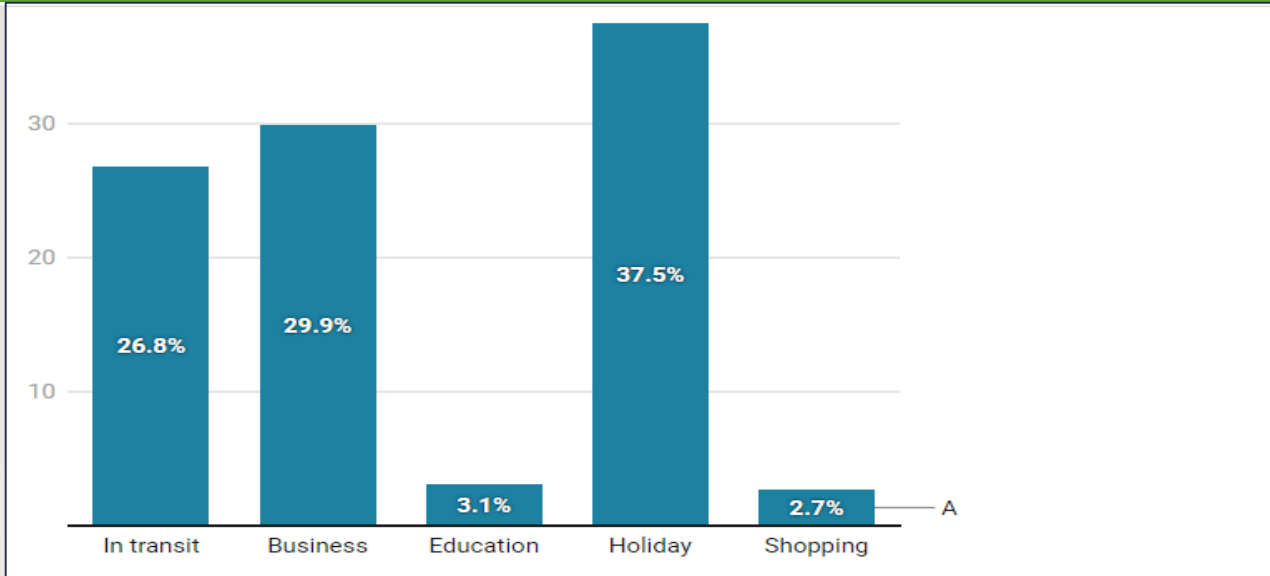
Year on Year First Quarter Arrivals: Percentage Change

The number of immigrants increased by **125.5%** compared to first quarter of 2023 and the number of residents returning from abroad increased by **16.8%**



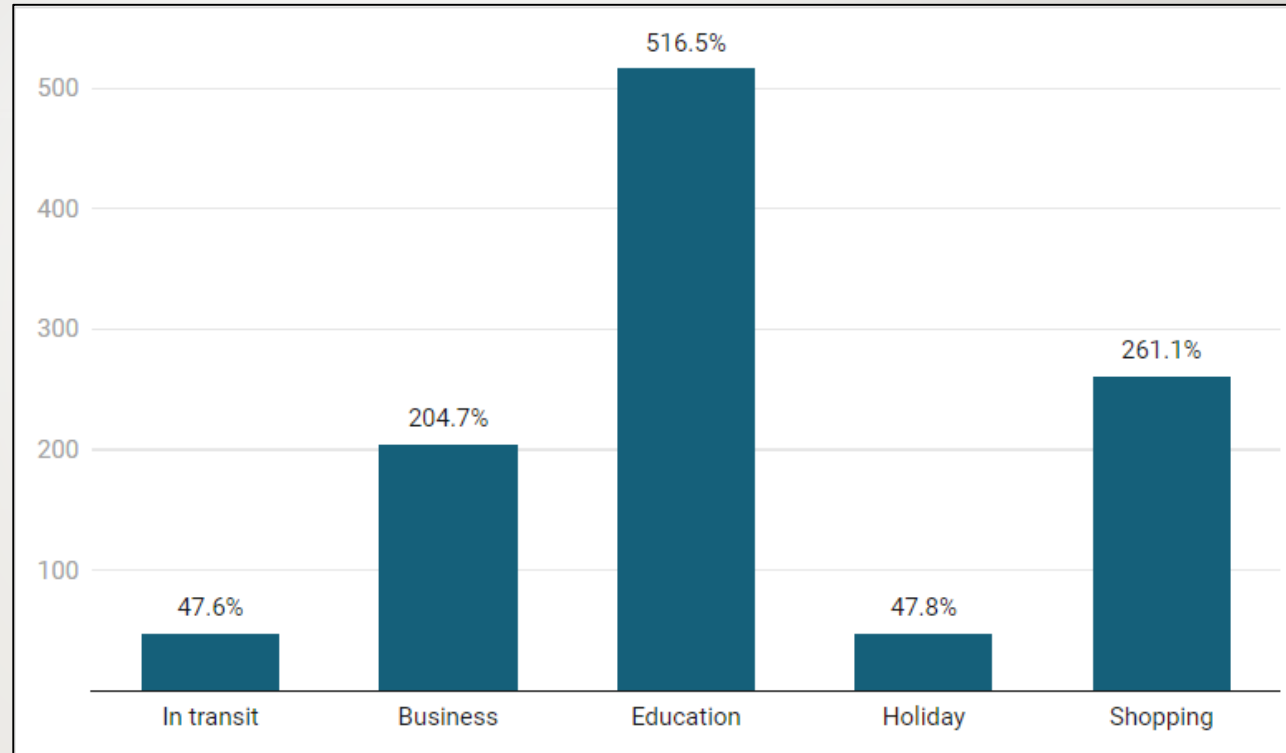
Distribution of 2024 First Quarter Visitors from Abroad by Purpose of Visit

404,979 visitors came to Zimbabwe during the first quarter of 2024
37.5% came for holiday.



Year on Year Visitors from Abroad by Purpose of Visit: Percentage Change

The proportion of visitors from abroad who came for holiday increased by **47.8%** during the first quarter of 2024 as compared to the first quarter of 2023



Distribution of 2024 Visitors by Selected Source Countries

African countries accounted for the majority (63.1%) of visitors during the first quarter of 2024 with South Africa topping the list at (20.8) percent



Source Market	Percent
South Africa	20.8
Mozambique	14.4
Zambia	9.8
United States of America	6.6
Britain and Ireland	4.1
Malawi	3.6
Botswana	3.3
Australia	3.0
Germany	2.2
Other Africa	2.1
Spain	2.0
Norway, Sweden & Denmark	1.9
Belgium, Netherlands & Luxemburg	1.6
New Zealand	1.6

Distribution of 2024 First Quarter Visitors by Mode of Transport Used to Enter Zimbabwe

A total of **404,979** visitors came to Zimbabwe during the first quarter of 2024 using different modes of transport. **66.9%** used road transport when entering the country.



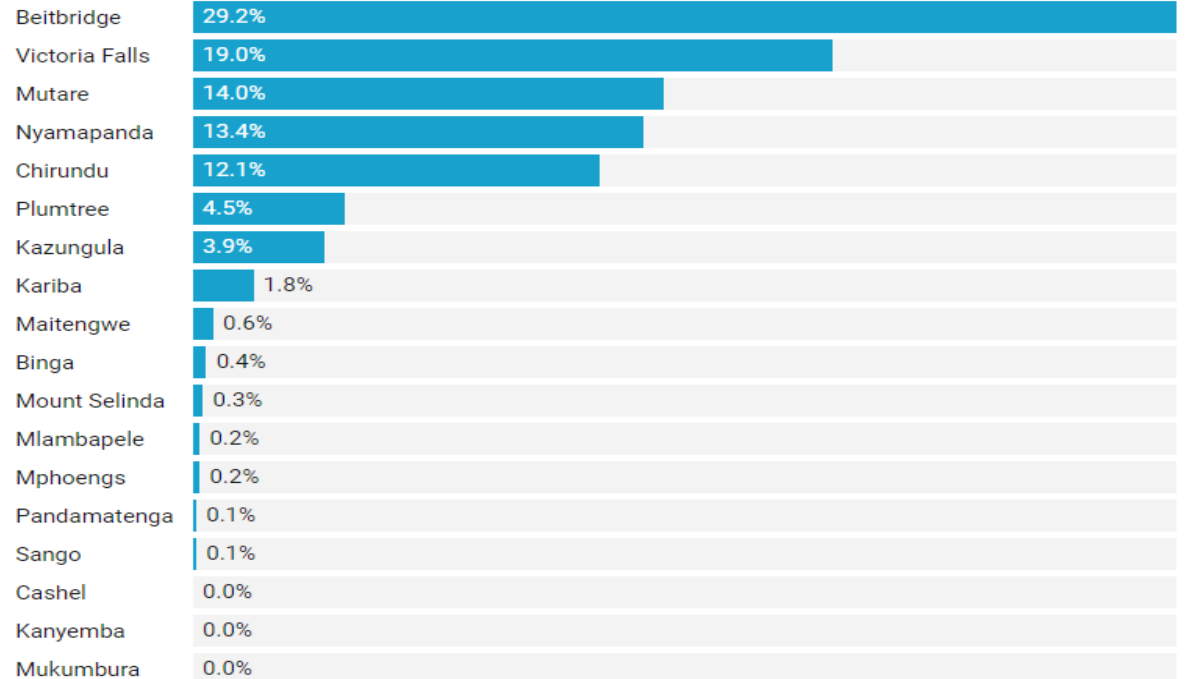
Road 66.9%



Air 33.1%

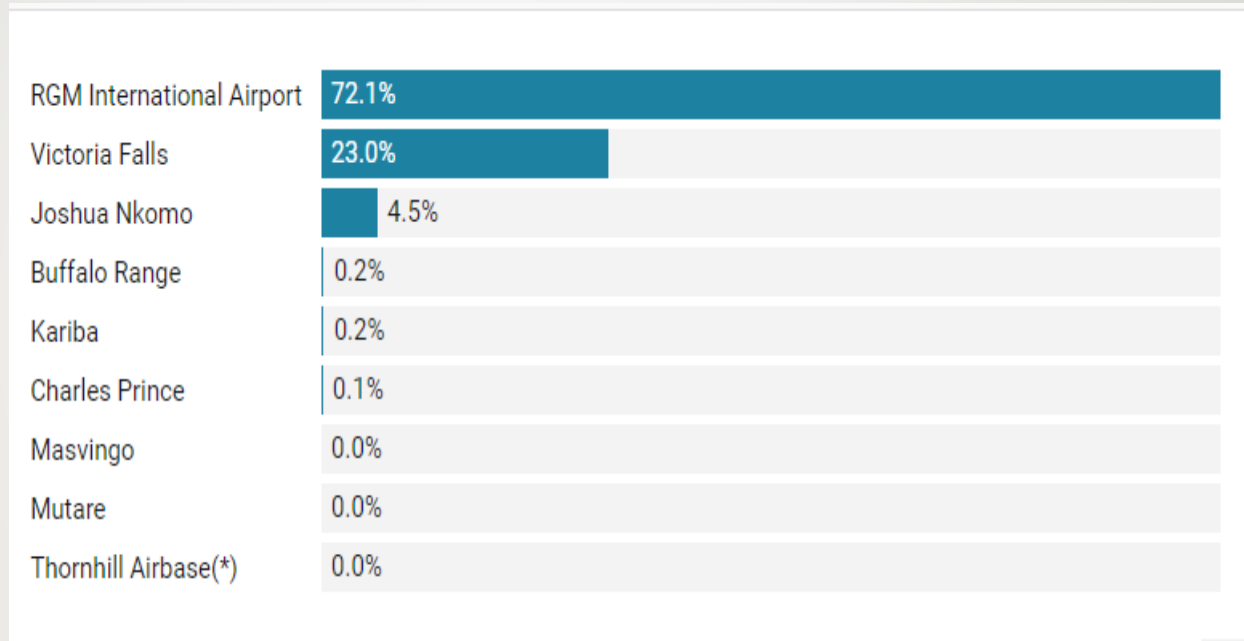
Distribution of 2024 First Quarter Visitors Who Used Road Transport by Port of Entry

Amongst the **270,776** visitors who used road transport, **29.2%** passed through Beitbridge



Distribution of 2024 First Quarter Visitors Who Used Air Transport by Port of Entry

Amongst **134,107** visitors who used air transport, **72.1%** entered through RGM International Airport



THANK YOU