



29 April 2024

CONSUMER PRICE INDEX APRIL 2024 (APRIL 2024 = 100)

Consumer Price Index

The Consumer Price Index (CPI) was **100.00** in April 2024 and **97.14** in March 2024. In April 2023 the index was **63.50**.

Inflation Rate

The month-on-month inflation rate was **2.9** percent in April 2024, shedding 2.0 percentage points on the March 2024 rate of **4.9** percent.

This means that prices as measured by the all-items CPI, increased by an average of 2.9 percent between March 2024 and April 2024.

The month-on-month inflation rate is given by the percentage change in the price index of the reference month of the current year compared with the index of the previous month in the same year.

The month-on-month Food and Non-Alcoholic Beverages inflation rate was 4.2 percent in April 2024, shedding 3.9 percentage points on the March 2024 rate of **8.1** percent. The April 2024 month-on-month non-food inflation rate was **2.4** percent, Shedding 0.6 percentage points on the March 2024 rate of **3.0** percent.

The year-on-year inflation rate (annual percentage change) for the month of April 2024 as measured by the all-items Consumer Price Index (CPI), was **57.5** percent.

This means that prices as measured by the all-items CPI, increased by an average of 57.5 percent between April 2023 and April 2024.

The year-on-year inflation rate is given by the percentage change in the index of the reference month of the current year compared with the index of the same month in the previous year.

Mean Month-on-Month Rate

The mean month-on-month inflation rate for the period January to April 2024 was **4.9** percent.

Period of Data Collection

Data on prices were collected during the period 11th to 17th April 2024. Hence, the changes in prices in this report refer to that period of data collection.

Methodology

The Consumer Price Index (CPI) measures the combined price changes of goods and services in both the USD and ZiG aggregated geometrically.

Two separate indices were computed, that is, the USD Consumer Price Index and the ZiG Consumer Price Index. The original CPI weights were split into USD and ZiG components using linking factors. The linking factors were proportions of estimated household expenditure in USD and ZiG according to the COICOP classification. The resultant weights were then used to combine the two indices geometrically to come up with the weighted index.

Contact us:

Tel: +263 242 706681/7

E-mail: prices@zimstat.co.zw

Table 1: Month-on-month inflation rate from April 2023 to April 2024

Month	Apr-23	May-23	Jun-23	Jul-23	Aug-23	Sep-23	Oct-23	Nov-23	Dec-23	Jan-24	Feb-24	Mar-24	Apr-24
Rate	1.5	2.6	12.1	1.0	-1.3	1.0	2.5	4.5	4.7	6.6	5.4	4.9	2.9

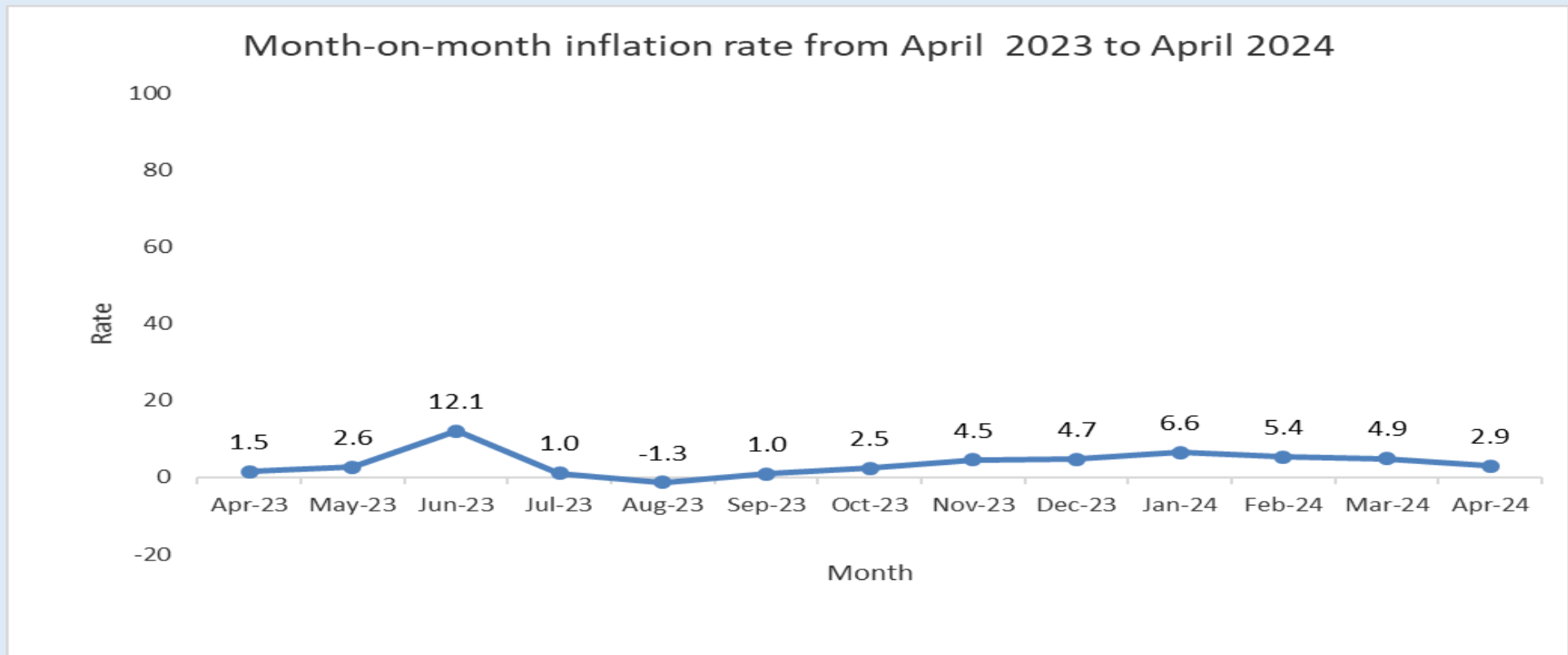


Figure 1: Month-on-month inflation rate from April 2023 to April 2024

Consumer Price Index (Apr 2024=100)

	Food and non alcoholic beverages	Alcoholic beverages and tobacco	Clothing and footwear	Housing water electricity gas and other fuels	Furniture, household equipment and maintenance	Health	Transport	Communication	Recreation and culture	
Weights	31.3	4.9	4.3	27.6	5.3	1.4	8.4	2.7	2.3	
2019	16.07	35.61	69.16	19.89	70.95	55.75	60.95	16.65	43.38	
2020	20.90	44.90	63.83	24.94	63.15	57.25	54.43	25.15	43.71	
2021	25.79	52.90	70.22	31.26	71.28	62.35	60.46	38.81	59.30	
2022	40.93	68.18	89.18	46.86	91.94	74.76	72.12	52.95	85.82	
2023	56.41	80.49	97.80	66.75	99.38	89.67	78.79	75.89	94.86	
2019	Jun	13.69	30.97	68.57	20.27	75.67	56.07	60.31	17.53	37.47
	Jul	14.30	32.67	72.04	19.82	77.52	58.90	58.30	16.67	40.47
	Aug	15.22	33.55	68.43	19.53	72.61	53.35	61.55	16.80	40.58
	Sep	13.08	30.73	61.04	18.57	61.38	51.59	58.65	16.88	42.94
	Oct	18.30	39.49	74.98	19.89	74.05	57.68	65.72	16.80	49.34
	Nov	18.97	41.10	69.94	19.95	69.02	56.56	61.66	16.15	47.40
	Dec	20.44	42.86	69.96	21.28	67.74	56.46	60.76	15.77	46.75
2020	Jan	20.55	41.57	68.52	21.22	65.88	55.87	60.24	15.61	44.65
	Feb	18.96	36.44	61.09	20.61	57.78	49.95	54.05	19.18	40.86
	Mar	18.24	39.80	66.99	23.96	59.34	58.31	54.11	22.62	50.01
	Apr	20.20	44.54	62.71	22.23	65.43	57.74	49.60	19.07	44.01
	May	20.31	44.22	59.48	24.27	65.04	52.77	47.66	18.25	42.33
	Jun	19.80	46.17	61.67	26.21	63.32	56.95	53.83	21.89	47.03
	Jul	22.16	49.57	64.42	26.05	66.08	59.46	56.58	24.41	44.03
	Aug	21.74	47.38	64.62	26.20	66.15	59.28	57.28	33.35	42.29
	Sep	21.68	47.48	64.32	26.34	64.05	58.88	54.44	34.92	42.33
	Oct	21.78	47.07	62.63	27.50	61.56	58.83	54.62	35.21	42.42
	Nov	22.57	47.84	64.00	27.73	61.47	59.80	55.24	35.22	42.66
	Dec	23.45	48.75	66.05	28.51	62.38	60.16	56.62	35.13	42.73
2021	Jan	24.13	50.14	67.10	28.94	65.04	61.63	58.08	35.60	42.42
	Feb	24.62	50.77	66.90	28.44	64.72	62.61	58.70	35.03	46.94
	Mar	24.75	50.84	66.84	28.80	67.55	61.13	59.08	36.64	46.81
	Apr	24.81	50.90	66.46	28.93	67.51	61.28	59.49	36.85	46.35
	May	24.88	51.22	68.06	29.34	68.08	61.27	59.97	36.87	65.96
	Jun	25.47	52.06	70.70	32.08	72.84	62.18	60.32	37.23	66.80
	Jul	25.48	52.73	71.92	32.24	72.79	61.75	60.51	37.27	67.19
	Aug	25.67	53.64	72.43	32.58	73.51	62.45	61.16	38.60	67.38
	Sep	26.26	54.59	72.49	33.09	74.56	62.85	61.16	40.12	67.97
	Oct	27.18	55.41	73.05	33.37	75.88	63.30	62.06	43.11	68.21
	Nov	28.05	55.88	73.30	33.86	76.73	63.73	62.82	45.02	68.47
	Dec	28.61	57.23	74.02	34.37	77.73	64.14	62.34	45.14	69.16
2022	Jan	29.33	57.85	74.50	35.10	78.06	64.59	62.61	45.82	77.51

Education	Restaurants and hotels	Miscellaneo us goods and services	All Items	Inflation Rate (%) <u>Monthly</u>	Inflation Rate (%) Annual
4.3	1.1	6.5	100.0		
63.61	72.50	86.89	28.61		
42.02	57.25	69.64	32.06		12.1
48.29	58.37	68.03	38.38		19.7
58.24	75.55	82.33	54.46		41.9
80.21	93.53	89.40	70.45		29.4
85.87	77.55	83.43	27.47		
82.27	79.76	94.78	27.98	1.9	
81.82	78.93	93.12	28.35	1.3	
56.85	58.47	73.59	25.23	-11.0	
51.64	67.60	87.15	30.14	19.5	
51.06	72.23	86.69	30.13	0.0	
48.63	75.56	91.31	31.41	4.3	
54.05	79.14	87.31	31.32	-0.3	
61.77	69.43	81.66	29.52	-5.7	
44.59	61.11	72.33	30.35	2.8	
39.02	56.33	72.57	30.28	-0.2	
36.21	58.83	71.95	30.68	1.3	
39.79	56.16	72.14	31.86	3.9	16.0
37.30	51.73	61.91	32.95	3.4	17.8
38.33	51.37	65.46	33.18	0.7	17.0
37.74	49.91	63.35	32.93	-0.7	30.5
37.81	51.12	63.58	33.28	1.1	10.4
42.36	53.06	63.67	34.02	2.2	12.9
41.86	55.17	64.47	34.90	2.6	11.1
42.57	54.91	66.92	35.71	2.3	14.0
41.67	54.39	67.29	35.86	0.4	21.5
41.68	54.79	67.17	36.17	0.9	19.2
48.83	55.56	64.91	36.43	0.7	20.3
49.47	56.87	65.33	37.03	1.7	20.7
51.89	58.54	66.59	38.65	4.4	21.3
51.86	58.53	67.35	38.80	0.4	17.8
51.83	59.77	68.43	39.20	1.0	18.1
51.43	60.56	69.48	39.80	1.5	20.9
52.51	61.55	70.11	40.60	2.0	22.0
48.87	62.57	70.89	41.23	1.5	21.2
48.89	63.29	72.34	41.80	1.4	19.8
49.35	64.49	72.42	42.59	1.9	19.3

49.52	65.39	73.64	43.53	2.2	21.4
49.59	66.06	73.60	44.41	2.0	22.8
51.04	70.06	74.97	47.57	7.1	30.6
51.28	72.39	77.81	49.88	4.8	34.7
53.66	76.27	85.48	55.84	11.9	44.5
60.02	77.79	87.31	60.14	7.7	55.0
60.27	78.73	89.87	61.90	2.9	57.9
65.21	77.31	88.36	62.12	0.4	56.1
65.27	77.87	88.96	63.94	2.9	57.5
76.23	92.91	89.71	64.75	1.3	57.1
76.22	93.59	89.51	65.17	0.7	55.9
76.27	93.05	89.99	65.17	0.0	53.0
76.31	89.68	83.19	62.74	-3.7	44.1
76.44	89.54	82.84	62.54	-0.3	40.8
76.84	89.85	83.29	63.50	1.5	33.5
77.76	90.74	85.25	65.18	2.6	30.7
80.14	93.60	90.86	73.07	12.1	30.9
80.97	96.24	91.87	73.82	1.0	22.7
80.61	95.86	90.61	72.83	-1.3	17.7
85.42	95.77	91.44	73.52	1.0	18.4
81.82	96.28	93.66	75.33	2.5	17.8
85.32	95.63	94.66	78.75	4.5	21.6
85.51	96.66	96.51	82.46	4.7	26.5
90.24	97.41	93.26	87.88	6.6	34.8
91.74	98.53	96.39	92.62	5.4	47.6
93.59	100.26	99.14	97.14	4.9	55.3
100.00	100.00	100.00	100.00	2.9	57.5

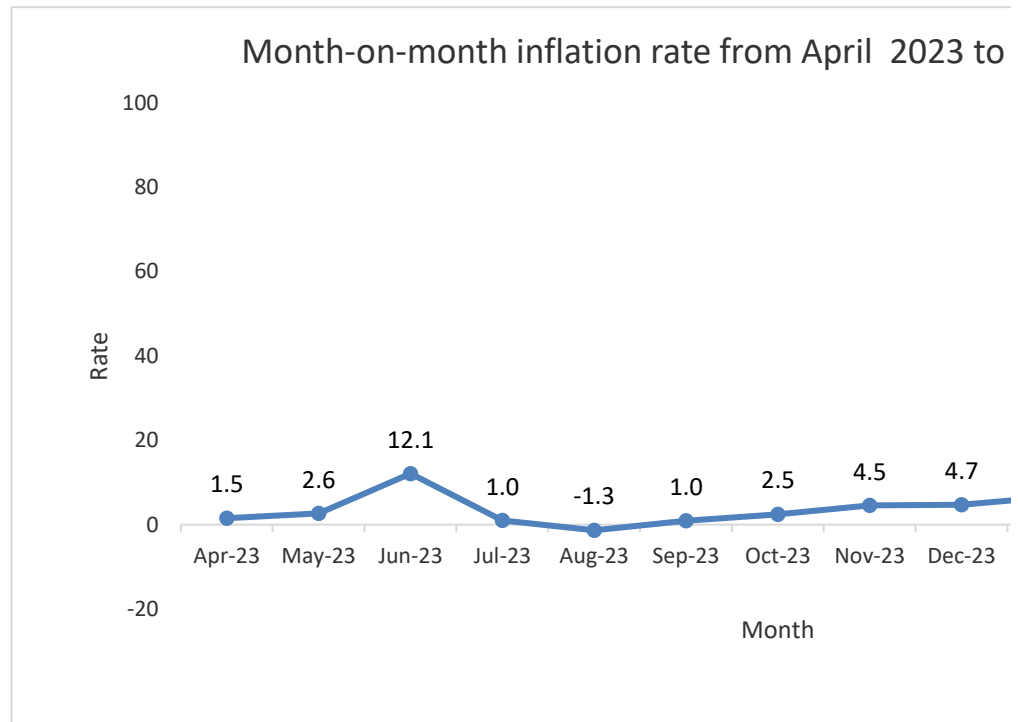
	Weights																		
	Aug-22	Sep-22	Oct-22	Nov-22	Dec-22	Jan-23	Feb-23	Mar-23	Apr-23	May-23	Jun-23	Jul-23	Aug-23	Sep-23	Oct-23	Nov-23	Dec-23	Jan-24	
Food & Non Alcoholic Beverages	31.30	50.54	48.91	49.93	50.05	50.82	50.43	48.14	47.83	48.76	50.41	59.60	60.70	59.59	60.21	61.67	64.68	70.27	80.82
Alcoholic Beverages & Tobacco	4.90	76.01	74.20	74.80	74.63	74.92	75.05	72.36	71.94	72.70	74.92	83.72	85.13	84.18	84.45	86.06	87.73	90.80	93.20
Clothing & Footwear	4.35	98.14	96.37	97.63	97.97	98.72	98.11	96.57	96.13	96.17	96.50	97.40	97.89	97.79	97.83	98.91	99.50	100.91	98.35
Housing, Water, Electricity, Gas & Other Fuel	27.62	52.36	55.09	58.80	59.00	59.12	59.60	57.47	57.47	59.07	60.86	69.92	70.17	68.77	69.00	72.42	78.89	83.15	87.71
Furniture And Equipment	5.29	102.30	98.89	100.71	101.31	101.07	101.41	100.12	99.41	99.23	99.15	98.31	98.86	98.67	98.97	99.50	99.14	99.77	98.47
Health	1.42	82.37	81.82	82.42	83.12	83.15	83.36	82.51	82.43	83.19	85.58	93.45	93.13	93.11	92.75	94.50	96.82	97.35	94.27
Transport	8.39	77.39	76.46	77.13	77.33	77.21	77.56	74.15	74.06	74.19	75.48	79.46	80.01	79.99	80.49	82.75	83.82	84.54	94.36
Communication	2.65	53.19	58.58	60.24	62.83	65.28	63.74	62.59	62.87	63.24	67.10	83.12	83.68	83.17	87.97	85.60	88.37	89.00	81.68
Recreation And Culture	2.27	90.65	90.97	92.07	92.51	92.42	92.84	90.80	90.58	90.97	92.47	97.22	97.12	96.60	96.40	96.82	97.58	99.45	95.58
Education	4.25	60.27	65.21	65.27	76.23	76.22	76.27	76.31	76.44	76.84	77.76	80.14	80.97	80.61	85.42	81.82	85.32	85.51	90.24
Restaurants And Hotels	1.08	78.73	77.31	77.87	92.91	93.59	93.05	89.68	89.54	89.85	90.74	93.60	96.24	95.86	95.77	96.28	95.63	96.66	97.41
Miscellaneous Goods And Services	6.46	89.87	88.36	88.96	89.71	89.51	89.99	83.19	82.84	83.29	85.25	90.86	91.87	90.61	91.44	93.66	94.66	96.51	93.26
All Items	100.00	61.90	62.12	63.94	64.75	65.17	65.17	62.74	62.54	63.50	65.18	73.07	73.82	72.83	73.52	75.33	78.75	82.46	87.88
Food and non alcoholic beverages	31.30	50.54	48.91	49.93	50.05	50.82	50.43	48.14	47.83	48.76	50.41	59.60	60.70	59.59	60.21	103.50	64.68	70.27	80.82
Non food	68.70	67.07	68.14	70.32	71.45	71.71	71.89	69.39	69.24	70.22	71.91	79.21	79.80	78.86	79.59	103.41	85.16	88.01	91.10

Feb-24	Mar-24	Apr-24	Change in % from Mar 24 to Apr 24	Change in % from Apr 23 to Apr 24
88.76	95.98	100.00	4.2	105.1
96.28	98.67	100.00	1.3	37.6
98.60	99.35	100.00	0.7	4.0
91.95	96.44	100.00	3.7	69.3
99.10	99.72	100.00	0.3	0.8
96.87	99.24	100.00	0.8	20.2
96.69	99.00	100.00	1.0	34.8
88.54	97.47	100.00	2.6	58.1
97.73	99.82	100.00	0.2	9.9
91.74	93.59	100.00	6.8	30.1
98.53	100.26	100.00	-0.3	11.3
96.39	99.14	100.00	0.9	20.1
92.62	97.14	100.00	2.9	57.5
88.76	95.98	100.00	4.2	105.1
94.38	97.68	100.00	2.4	42.4

Consumer Price Index (Apr 2024=100)

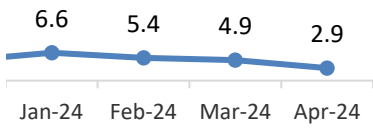
	Inflation Rate (%) Monthly
2022 Aug	
Sep	0.4
Oct	2.9
Nov	1.3
Dec	0.7
2023 Jan	0.0
Feb	-3.7
Mar	-0.3
Apr	1.5
May	2.6
Jun	12.1
Jul	1.0
Aug	-1.3
Sep	1.0
Oct	2.5
Nov	4.5
Dec	4.7
2024 Jan	6.6
Feb	5.4
Mar	4.9
Apr	2.9
Mean Month on Month rate of Inflation in Jan to Apr 2024	4.9
Mean Month on Month rate of Inflation form Jan-Dec 2023	2.0
Mean Month on Month rate of Inflation form Aug-Dec 2022	1.3

Month	Apr-23	May-23	Jun-23	Jul-23	Aug-23	Sep-23	Oct-23	Nov-23
Rate	1.5	2.6	12.1	1.0	-1.3	1.0	2.5	4.5



Dec-23	Jan-24	Feb-24	Mar-24	Apr-24
4.7	6.6	5.4	4.9	2.9

April 2024



	Weights		Change in % from		Percentage
	Mar-24	Apr-24	Mar 24	to Apr 24	Contributions
Food & Non Alcoholic Beverages	31.30	95.98	100.00	4.2	1.3
Housing, Water, Electricity, Gas & Other Fuel:	27.62	96.44	100.00	3.7	1.0
Education	4.25	93.59	100.00	6.8	0.3
Transport	8.39	99.00	100.00	1.0	0.1
Communication	2.65	97.47	100.00	2.6	0.1
Alcoholic Beverages & Tobacco	4.90	98.67	100.00	1.3	0.1
Miscellaneous Goods And Services	6.46	99.14	100.00	0.9	0.1
Clothing & Footwear	4.35	99.35	100.00	0.7	0.0
Furniture And Equipment	5.29	99.72	100.00	0.3	0.0
Health	1.42	99.24	100.00	0.8	0.0
Recreation And Culture	2.27	99.82	100.00	0.2	0.0
Restaurants And Hotels	1.08	100.26	100.00	-0.3	0.0
All Items	100.00	97.14	100.00	2.9	2.9

	Weights		Change in % from		Percentage
	Apr-23	Apr-24	Apr 23	to Apr 24	Contributions
Food & Non Alcoholic Beverages	31.30	48.76	100.00	105.1	25.3
Housing, Water, Electricity, Gas & Other Fuel:	27.62	59.07	100.00	69.3	17.8
Transport	8.39	74.19	100.00	34.8	3.4
Alcoholic Beverages & Tobacco	4.90	72.70	100.00	37.6	2.1
Miscellaneous Goods And Services	6.46	83.29	100.00	20.1	1.7
Education	4.25	76.84	100.00	30.1	1.6
Communication	2.65	63.24	100.00	58.1	1.5
Health	1.42	83.19	100.00	20.2	0.4
Recreation And Culture	2.27	90.97	100.00	9.9	0.3
Clothing & Footwear	4.35	96.17	100.00	4.0	0.3
Restaurants And Hotels	1.08	89.85	100.00	11.3	0.2
Furniture And Equipment	5.29	99.23	100.00	0.8	0.1
All Items	100.00	63.50	100.00	57.5	57.5