

2nd Quarter 2024: Transport Statistics Report

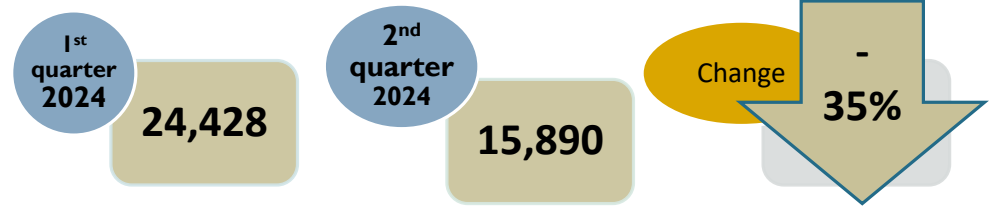


Presenter:
Mukoki Kureva
Manager, Services
Statistics

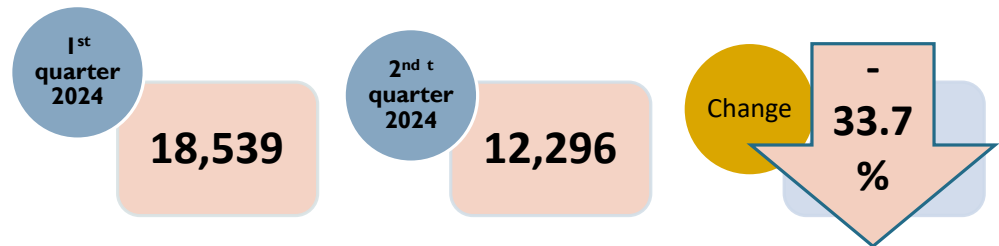


Vehicles Registered for the First Time

During the 2nd quarter 2024, the total number of vehicles registered for the first time decreased by **35.0%**, from **24,428** recorded in 1st quarter 2024 to **15,890**.

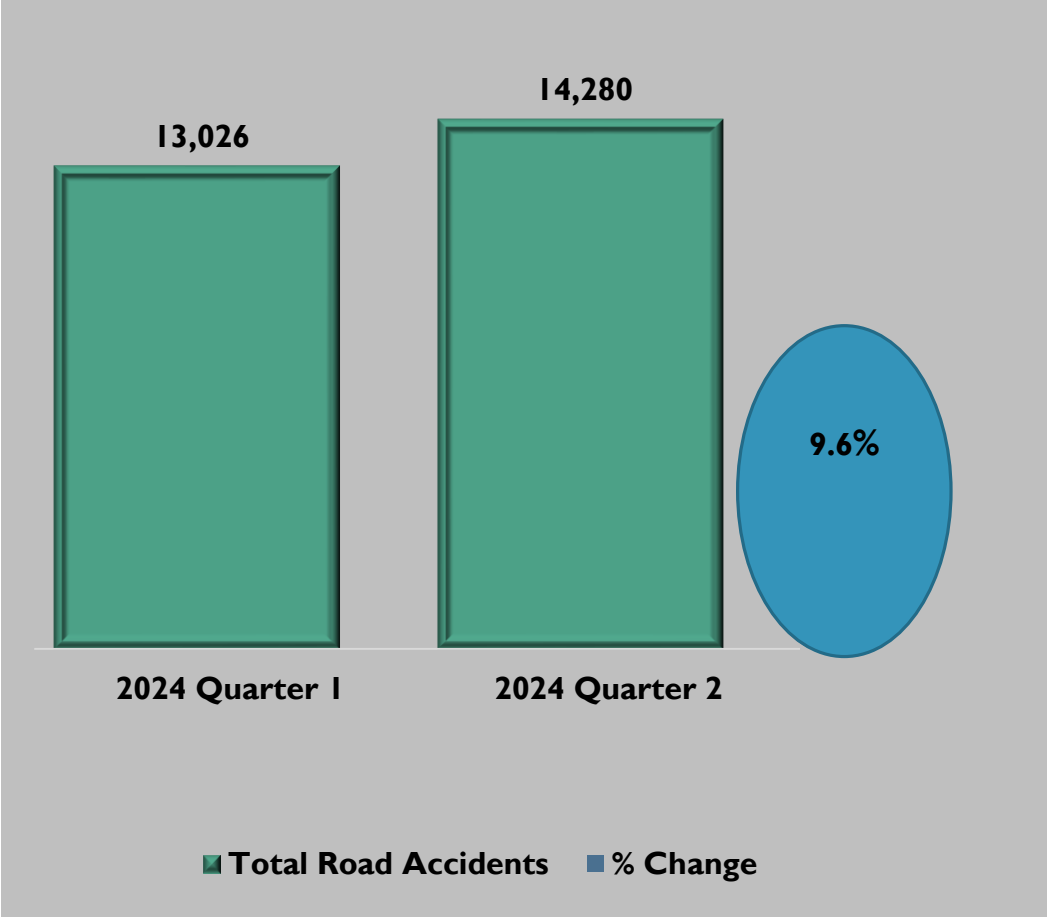


The number of light motor vehicles registered for the first time decreased by **33.7%** from **18,539** recorded during 1st quarter 2024 to **12,296**.

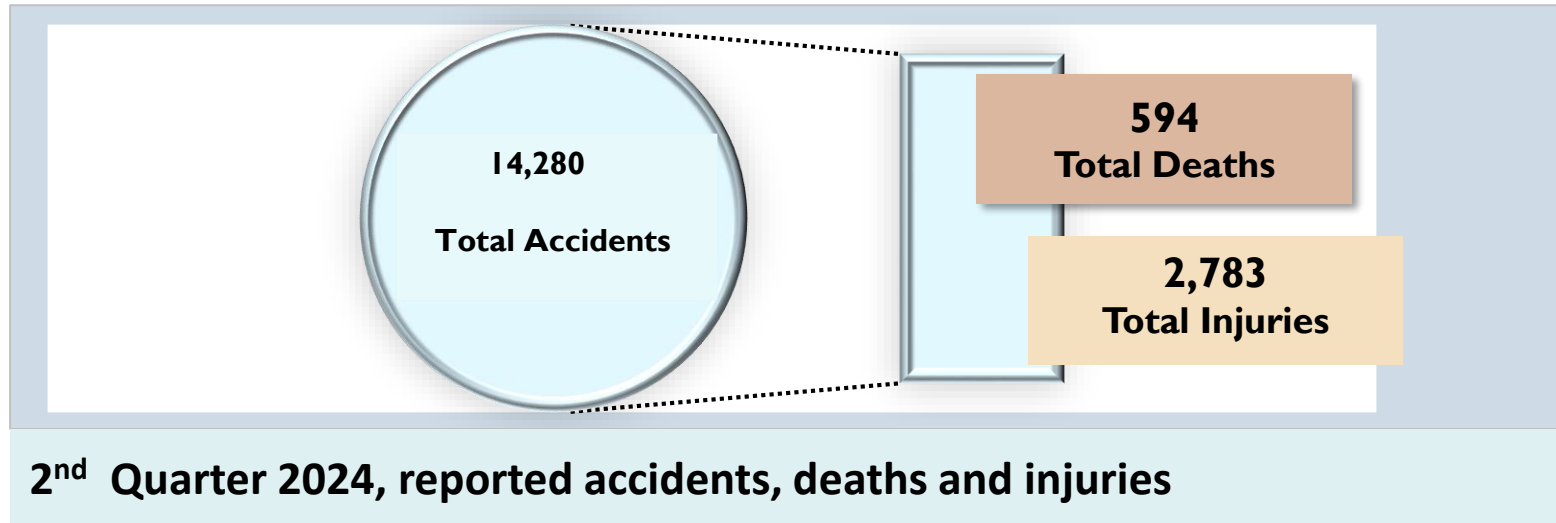


Road Traffic Accidents

Road traffic accidents increased by **9.6%**, from **13,026** that occurred in 1st quarter 2024 to **14,280**.



Road Traffic Accidents



The **14,280** road traffic accidents that were reported during 2nd quarter 2024 resulted in **594** deaths and **2,783** injuries.

Certificate of competence tests

About of **fifty percent** of the **55,136** candidates who underwent certificate of competence tests during 2nd quarter 2024 succeeded.

Proportions of candidates who passed certificate of competence tests during 2nd quarter 2024, were **less than fifty percent** in all provinces except Harare and Mash East, which recorded **55.9%** and **59.3%** respectively.

Province	Certificate of Competency	
	Tested	% Passed
Bulawayo	4,089	38.2
Harare	22,535	55.9
Manicaland	4,105	45.6
Mash Central	2,009	40.9
Mash East	5,106	59.3
Mash West	3,760	34.1
Mat North	957	37.2
Mat South	4,799	33.1
Masvingo	2,355	47.4
Midlands	4,907	35.2
National	55,136	50.4

Data Source: Vehicle Inspectorate Department

Flights by Airport

	Joshua Mqabuko Nkomo International Airport	Robert Gabriel Mugabe International Airport	Victoria Falls International Airport	Other Airports	Total
1 st Quarter 2024	1,408	5,659	2,948	2,034	12,049
2 nd Quarter 2024	1,582	6,717	4,111	3,630	16,040
% Change	12.4	18.7	39.5	78.5	33.1

- All airports reported more flights (military flights excluded) in 2nd quarter 2024 than in 1st quarter 2024
- During 2nd quarter 2024, Robert Gabriel Mugabe International Airport recorded **6,717** flights, depicting an **18.7** percent increase from **5,659** in 1st quarter 2024.

Air Passengers by Airport

	Joshua Mqabuko Nkomo International Airport	Robert Gabriel Mugabe International Airport	Victoria Falls International Airport	Other Airports	Total
1 st Quarter 2024	41,272	333,887	109,370	4,832	489,361
2 nd Quarter 2024	43,448	354,228	129,204	7,840	534,720
% Change	5.3	6.1	18.1	62.3	9.3

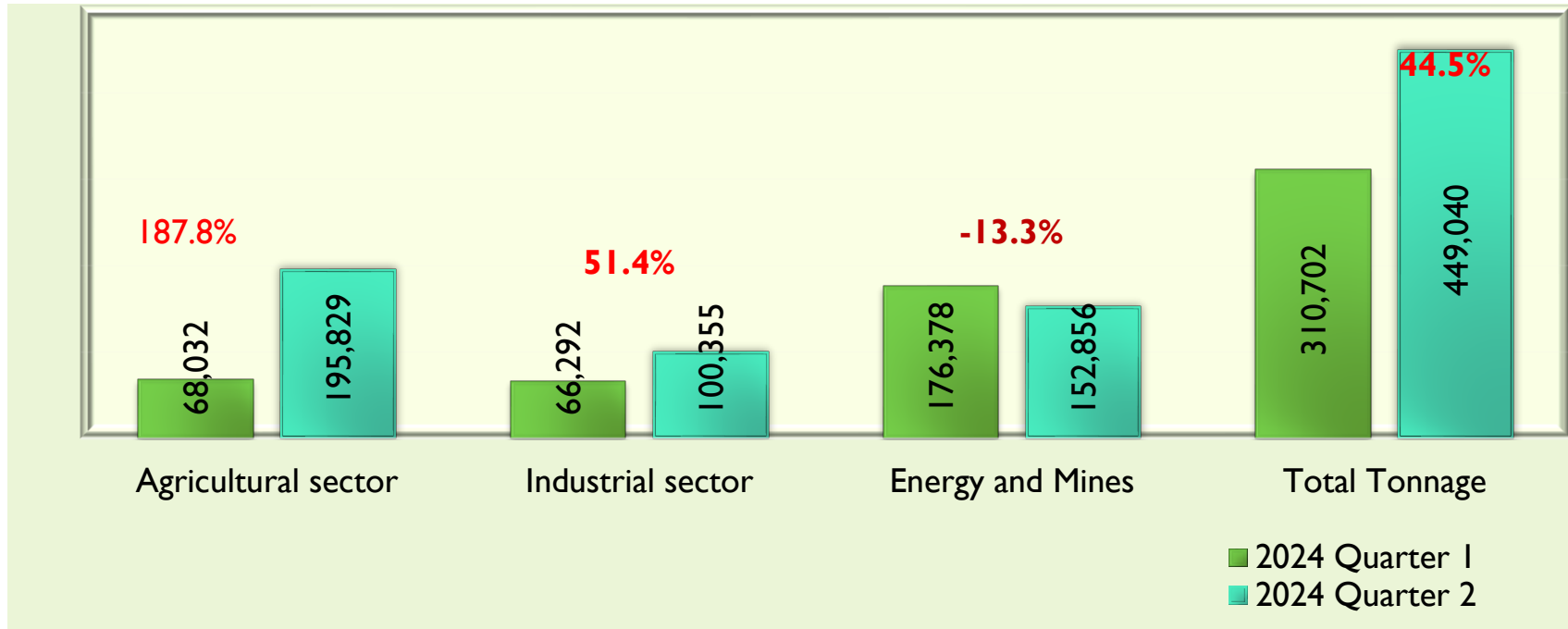
All airports, recorded an increase in the number of passengers during 2nd quarter 2024 when compared to 1st quarter 2024.

Inland Water Transport

	1 st Quarter 2024	2 nd Quarter 2024	% Change
Newly Registered Vessels	55	34	-38.2
Certificates of survey issued	560	141	-74.8
Permits issued	29	21	-27.6
Licences	70	112	60.0

The number of Inland water vessels registered for the first time during 2nd quarter 2024 was **34**, showing a **38.2 percent** decrease from **55** in 1st quarter 2024.

Railway Transport: Volume of goods transported (tonnes)



During 2nd quarter 2024, the volume of goods transported through rail was **449,040** net tonnes, reflecting a **44.5%** percent increase from **310,702** net tonnes recorded in 1st quarter 2024.

THANK YOU