

2024 FOURTH QUARTER INTERNATIONAL MIGRATION STATISTICS

**Perfect Makumbe
Demographic Analysis Manager
MARCH 2025**

Outline of Presentation

- Concepts and definitions
- 2024 Fourth Quarter Arrivals by Category
- 2023/24 Fourth Quarter Arrivals Comparison
- 2024 Fourth Quarter Visitors from Abroad by Purpose of Visit
- 2023/24 Fourth Quarter Visitors from Abroad by Purpose of Visit Comparison
- 2024 Fourth Quarter Visitors by Selected Source Countries
- 2024 Fourth Quarter Visitors by Mode of Transport Used
- 2024 Fourth Quarter Visitors who used Road Transport by Port of Entry
- 2024 Fourth Quarter Visitors who used Air Transport by Port of Entry

Concepts and Definitions

Immigrants include:

- Former residents of other countries intending to remain in Zimbabwe for at least twelve months.
- Temporary residents taking up employment for a period of less than 12 months.
- Returning former residents who had declared themselves as emigrants when they left the country and had been away for at least one year.

Emigrants are:

- Persons who on departure declared that they are departing for a period of at least one year.
- Persons who recorded themselves as visitors but stayed in Zimbabwe for at least one year

Concepts and Definitions

Visitors from abroad are:

- Residents of other countries who visit and stay in Zimbabwe for a period less than twelve months
- In-transit visitors who enter Zimbabwe enroute to other destinations and spend less than two nights in passing through the country

Residents are:

- Zimbabwean nationals who depart the country for periods not exceeding twelve months

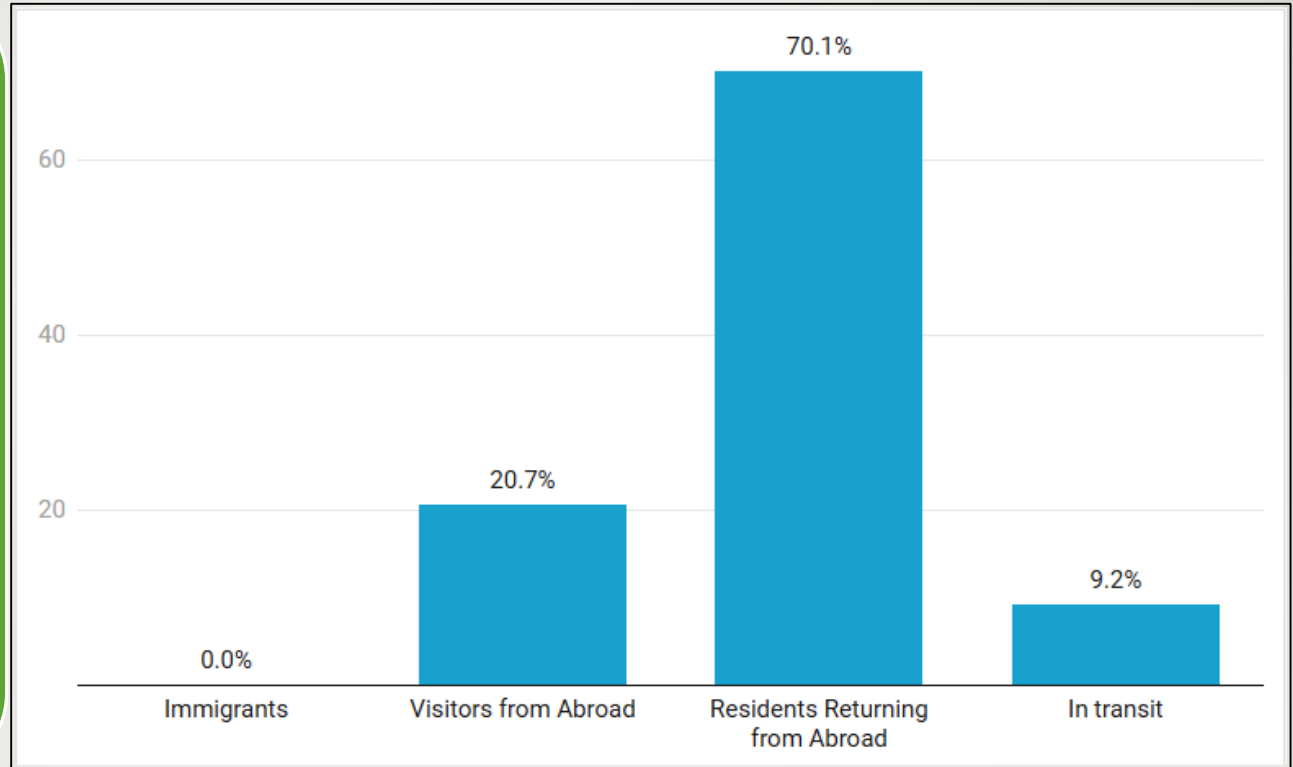
2024 Fourth Quarter Arrivals by Category

Zimbabwe recorded a total of **1,582,218** arrivals during the fourth quarter of 2024

Of these, **70.1%** were returning residents,

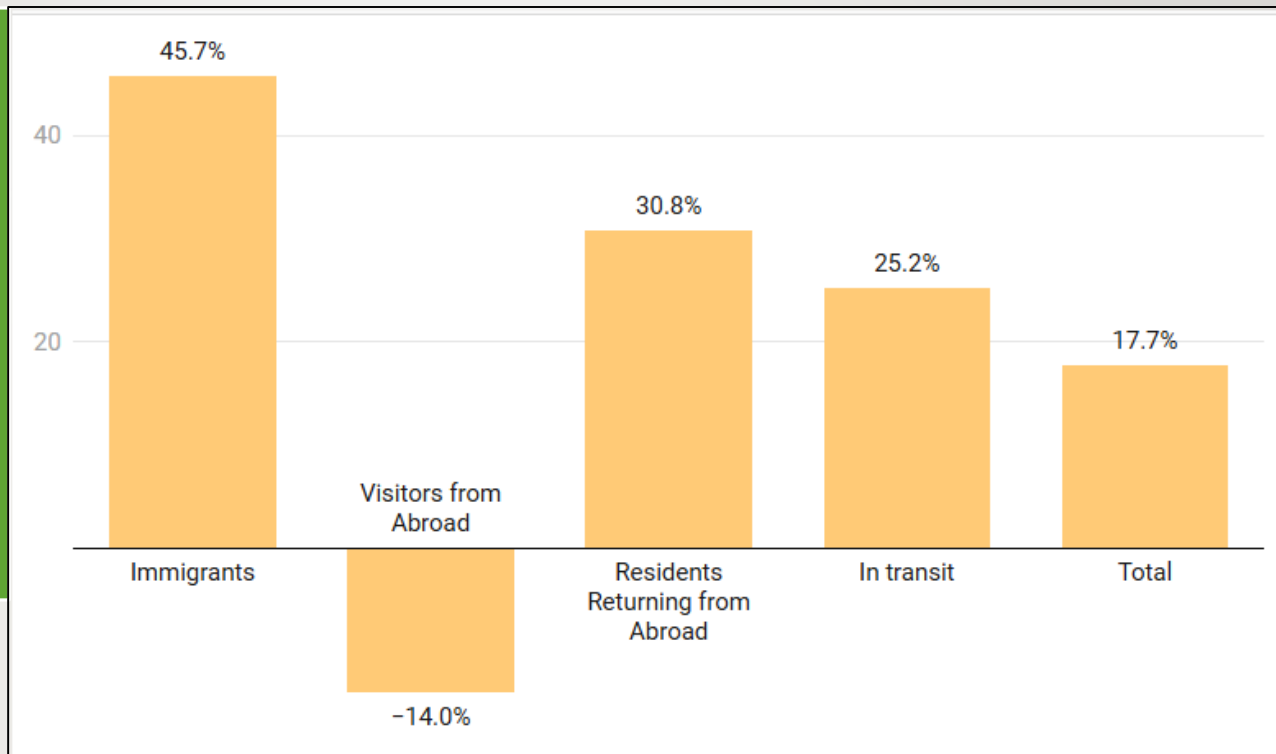
*Returning residents are only measured on arrival at ports of entry.

20.7% were visitors from abroad.



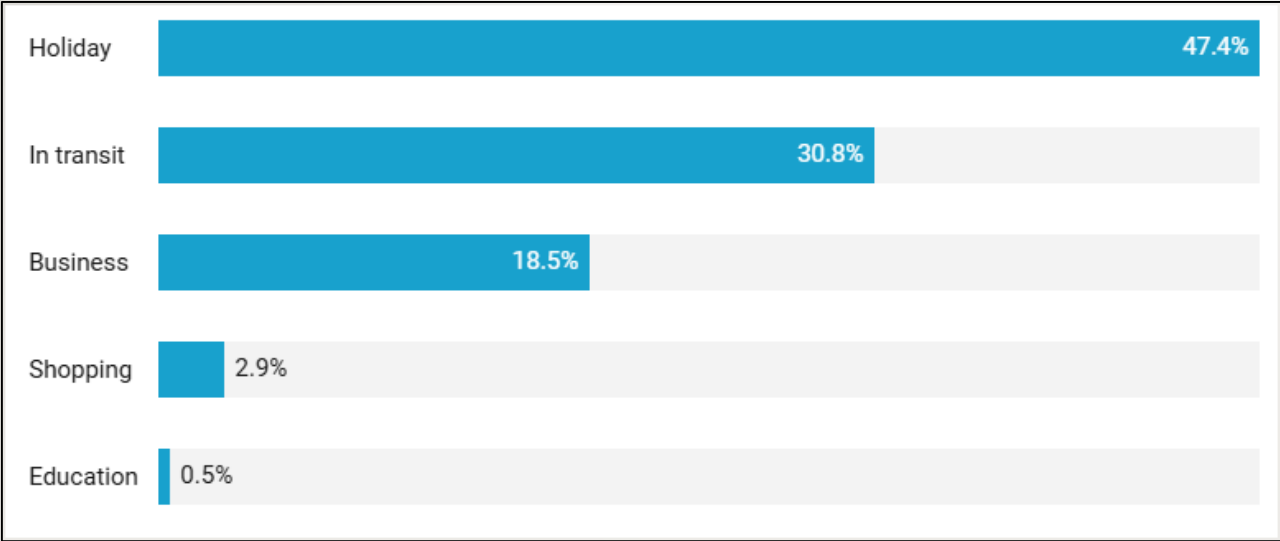
Year on Year Fourth Quarter Arrivals: Percentage Change

The number of all arrivals increased by **17.7%** compared to fourth quarter of 2023. Visitors from abroad decreased by **14%**



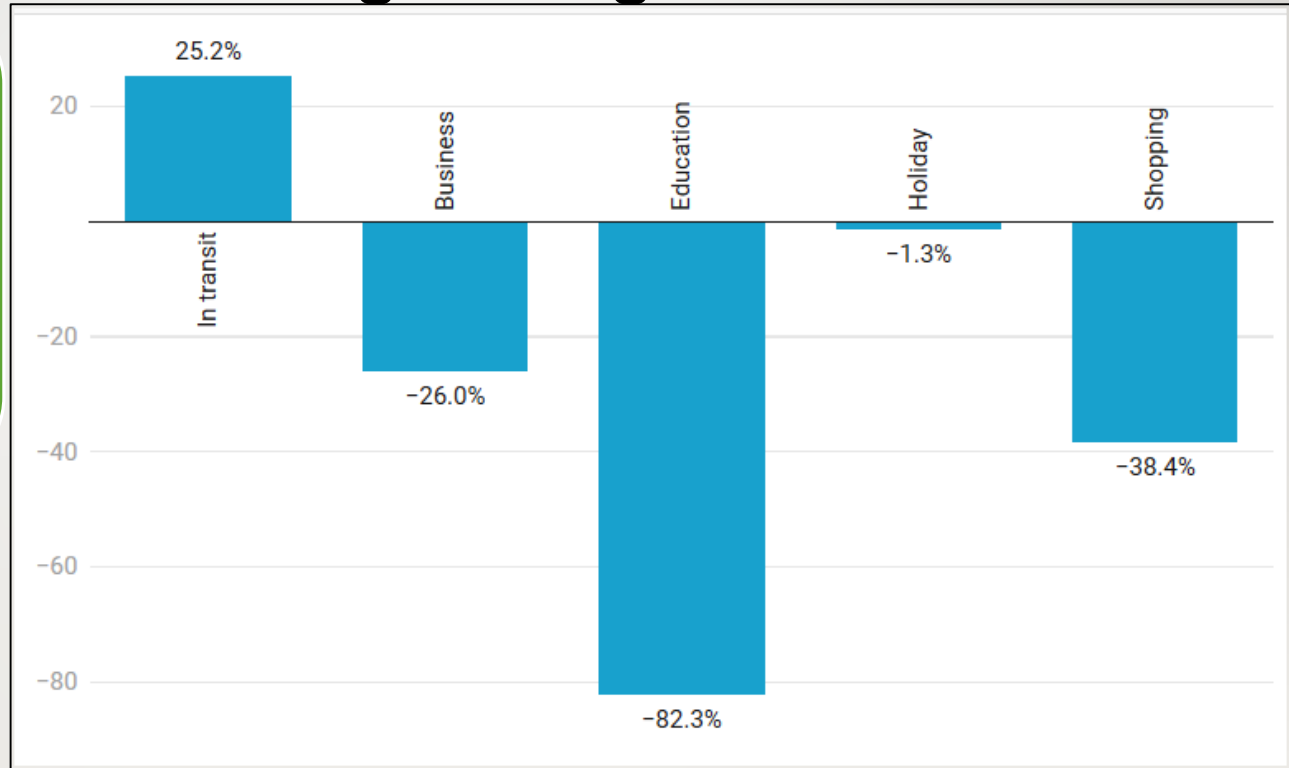
Distribution of 2024 Fourth Quarter Visitors from Abroad by Purpose of Visit

472,745 visitors came to Zimbabwe during the fourth quarter of 2024
47.4% came for holiday.




Year on Year Visitors from Abroad by Purpose of Visit: Percentage Change

Compared to the same quarter in 2023, all visitor categories decreased except for in-transit visitors category which increased by **25%**



Distribution of Visitors by Selected Source Countries

African countries accounted for the majority (**68.8%**) of visitors during the fourth quarter of 2024 with South Africa topping the list at **30.8%**



Source Market	Percent
South Africa	30.8
Botswana	9.4
Zambia	8.8
Mozambique	7.9
United States of America	5.9
Other Africa	5.5
Britain and Ireland	4.0
China/Hong Kong	3.4
Australia	2.6
Malawi	2.1
Germany	1.9
Mexico	1.7
France	1.2
Namibia	1.1

Distribution of 2024 Fourth Quarter Visitors by Mode of Transport Used to Enter Zimbabwe

A total of **472,745** visitors came to Zimbabwe during the fourth quarter of 2024 using different modes of transport.

77.9% used road transport when entering the country.



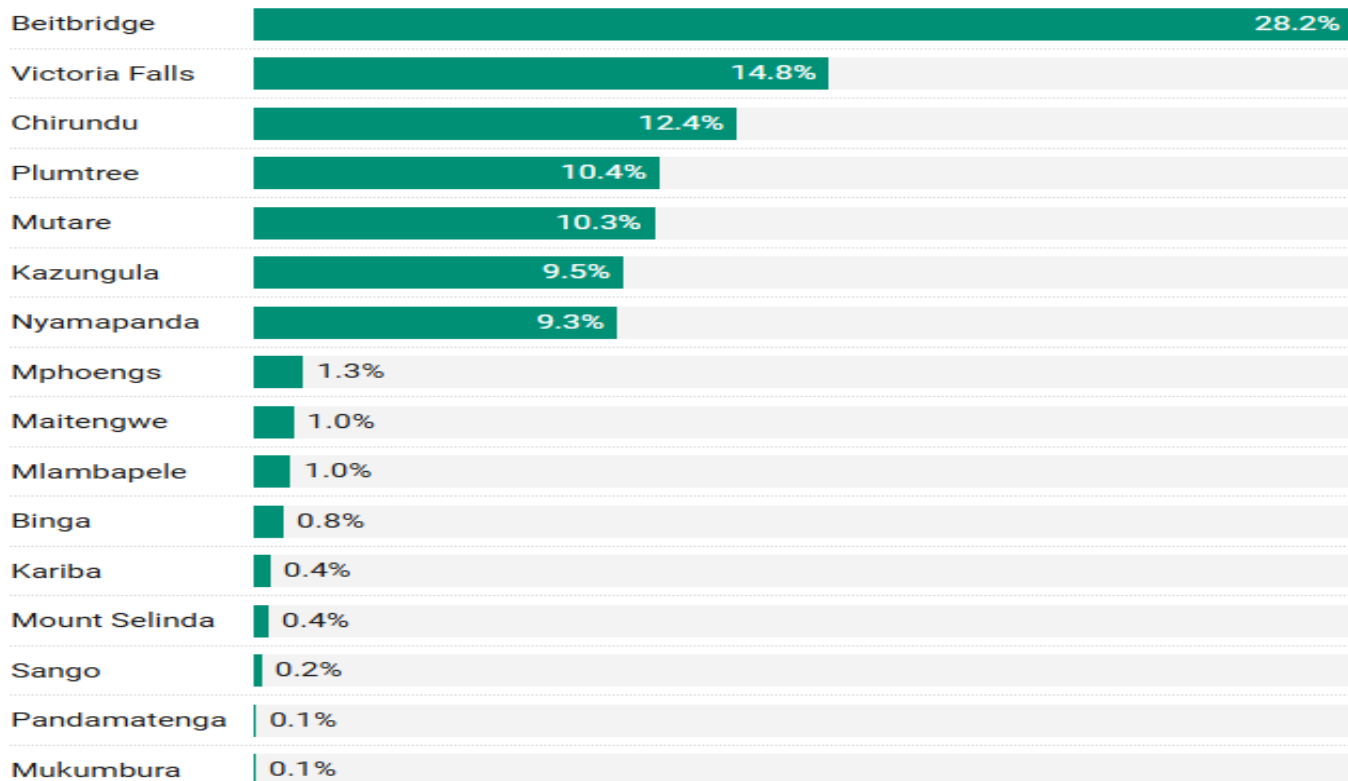
Road 77.9%



Air 22.1%

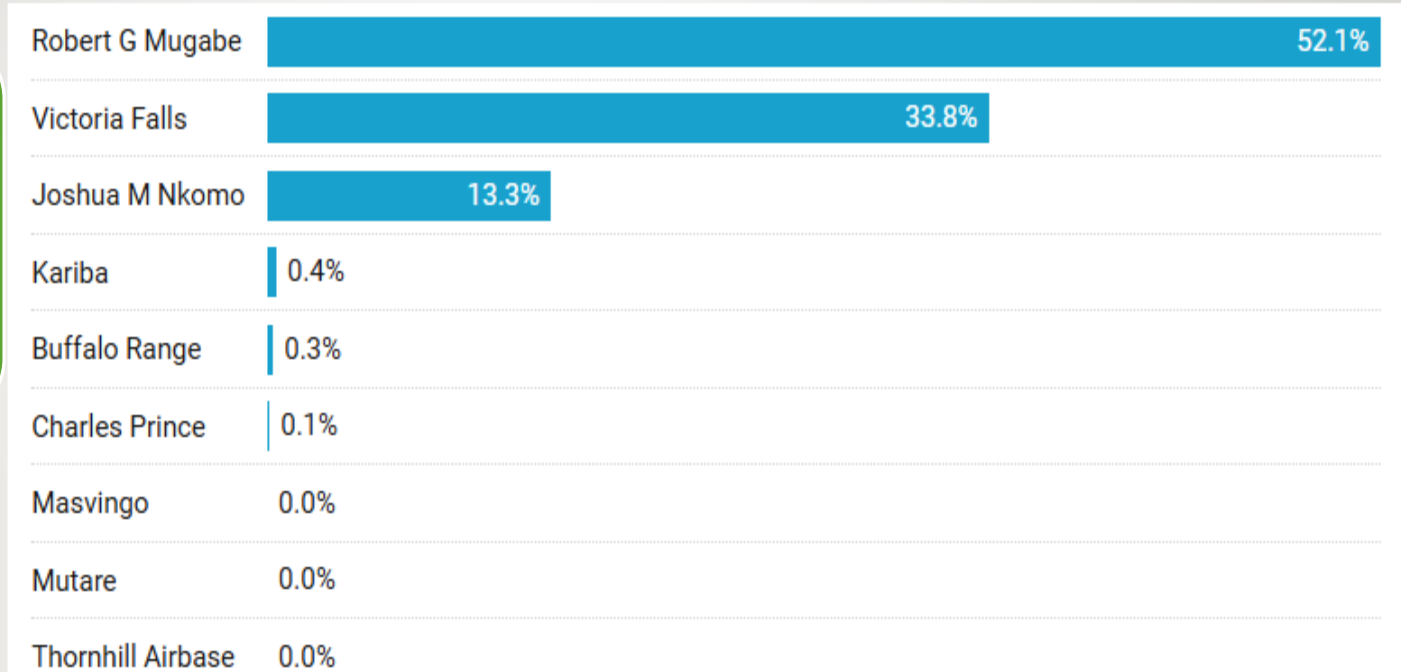
Distribution of 2024 Fourth Quarter Visitors Who Used Road Transport by Port of Entry

Amongst the **368,478** visitors who used road transport, **28.2%** passed through Beitbridge



Distribution of 2024 Fourth Quarter Visitors Who Used Air Transport by Port of Entry

Amongst **104,267** visitors who used air transport, **52.1%** entered through RGM International Airport



THANK YOU